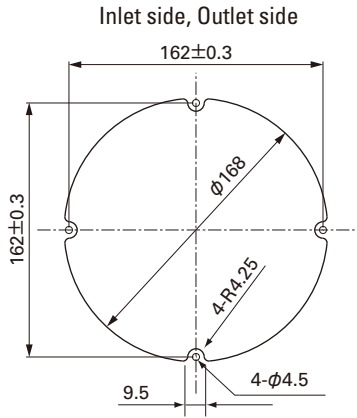
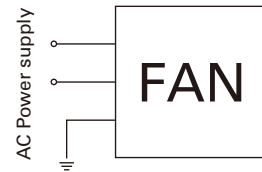


Reference Dimension of Mounting Holes and Vent Opening (Unit : mm)

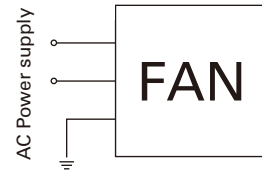


Wiring Diagram

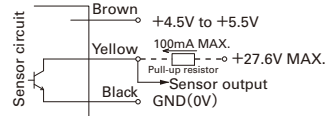
Standard



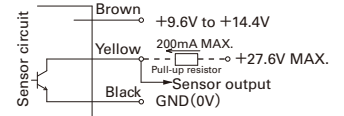
with Sensor (For fan power supply)



5V



12V



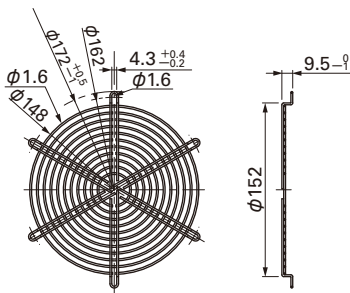
GND (Black) should be shared in case that power supply for sensor circuit (Brown) and that for sensor pull-up (Yellow) are separated.

Options (Unit : mm)

Finger guards

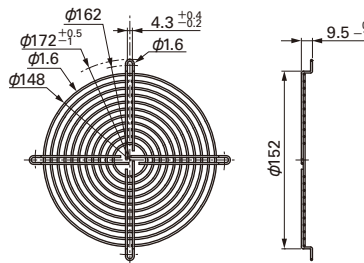
Model : 109-319E Surface treatment : Nickel-chrome plating (silver)
: 109-319H : Cation electropainting (black)

Inlet side, Outlet side



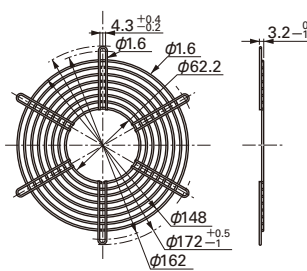
Model : 109-1066 Surface treatment : Nickel-chrome plating (silver)

Inlet side, Outlet side



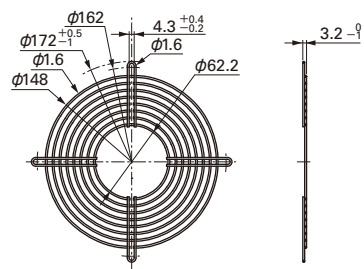
Model : 109-320 Surface treatment : Nickel-chrome plating (silver)

Outlet side



Model : 109-1068 Surface treatment : Nickel-chrome plating (silver)

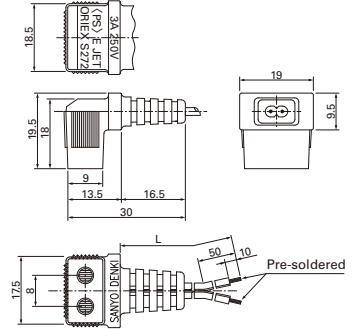
Outlet side



Plug cord

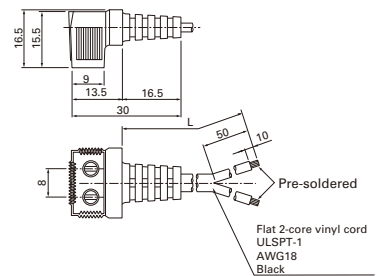
(Products compliant with Electrical Appliance and Material Safety Law)
Model : 489-1619-L10/489-1619-L21

L-shaped



(UL/CSA CERTIFIED)
UL FILE No. E50197 CSA FILE No. LR67048
Model No. : 489-084-L10/489-084-L21

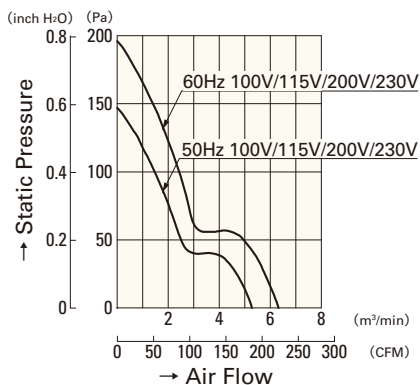
L-shaped



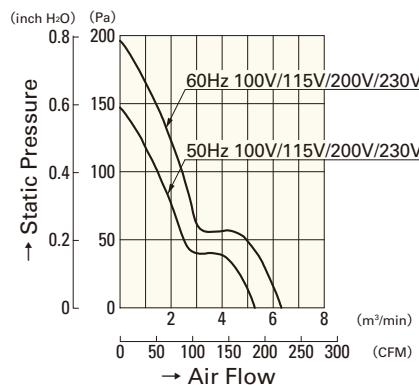
Model	Power cord length(mm)
— L10	1,000
— L21	2,100

Air Flow - Static Pressure Characteristics

Standard



with Sensor



109-311 109-314
109-312 109-313

109-371 109-374
109-372 109-373