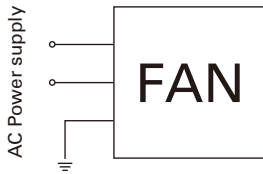


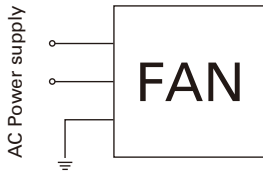
Wiring Diagram

Standard

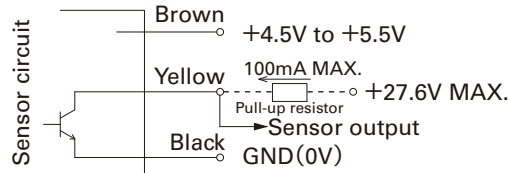


with Sensor

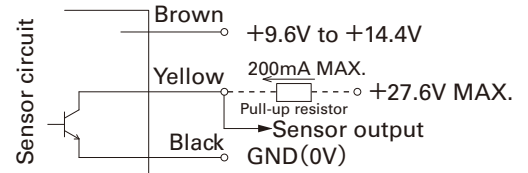
(For fan power supply)



5V



12V



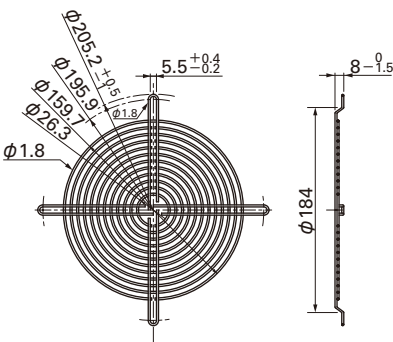
GND (Black) should be shared in case that power supply for sensor circuit (Brown) and that for sensor pull-up (Yellow) are separated.

Options (Unit : mm)

Finger guards

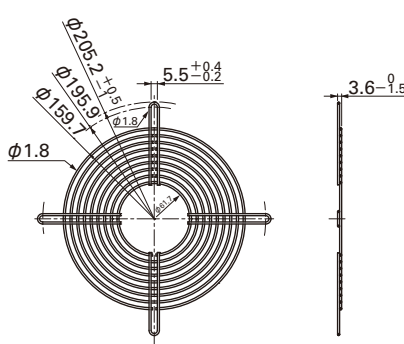
Model : 109-619E Surface treatment : Nickel-chrome plating (silver) Color (silver)

Inlet side, Outlet side



Model : 109-620 Surface treatment : Nickel-chrome plating (silver) Color (silver)

Outlet side

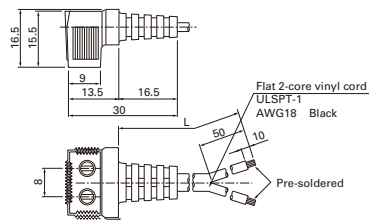


Plug cord

(UL/CSA CERTIFIED)
UL FILE No.E50197 CSA FILE No.LR67048
Model : 489-084-L10/489-084-L21

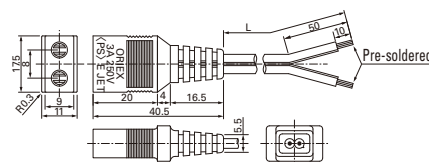
Flat 2-core vinyl cord
ULSPT-1
AWG18 Black

L-shaped



(Products compliant with Electrical Appliance and Material Safety Law)
Model : 489-1618-L10/489-1618-L21/489-1618-L28

straight

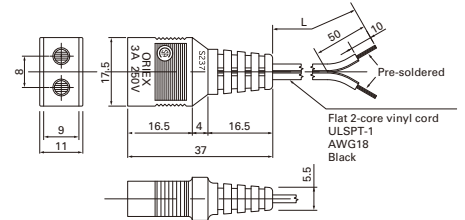


Model	Power cord length(mm)
— L10	1,000
— L21	2,100
— L28	2,800

(UL/CSA CERTIFIED)

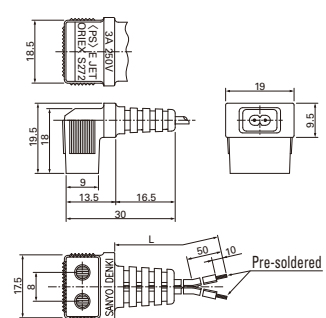
UL FILE No.E50197 CSA FILE No.LR67048
Model : 489-086-L10/489-086-L21

straight



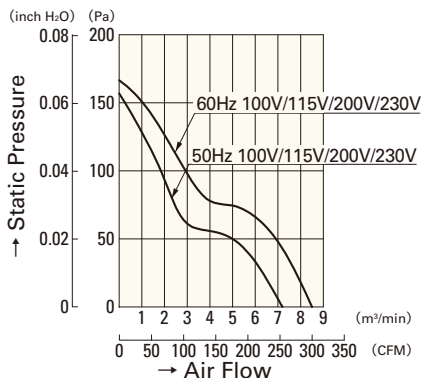
(Products compliant with Electrical Appliance and Material Safety Law)
Model : 489-1619-L10/489-1619-L21

L-shaped

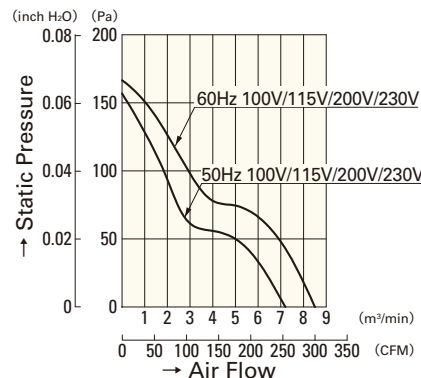


Air Flow - Static Pressure Characteristics

Standard



with Sensor



109-601 109-604
109-602 109-603

109-641 109-644
109-642 109-643