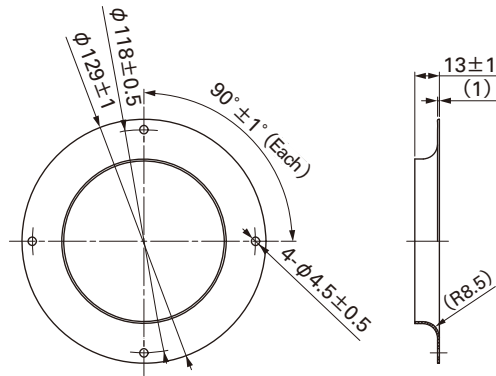


Options (Unit : mm)

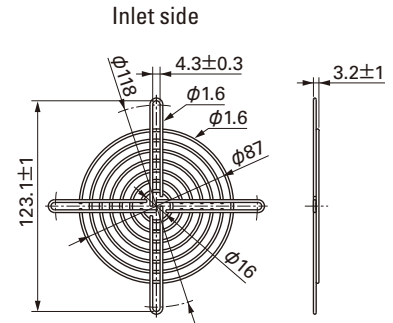
Inlet nozzle

Model : 109-1069 Material : Steel sheet Surface treatment : Electro nickel plating (silver) Color : 109-1069H : Steel sheet : Cation electropainting (black)



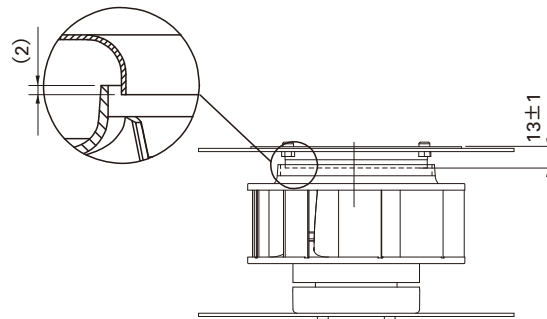
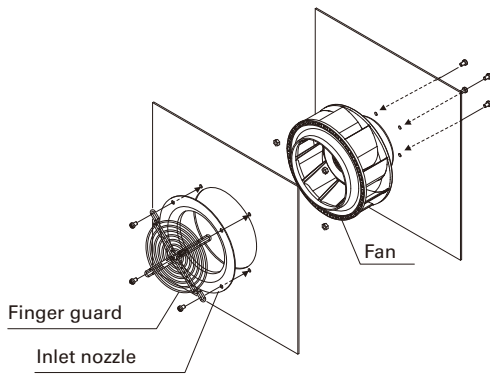
Finger guards

Model : 109-1112 Surface treatment : Nickel-chrome plating (silver) Color



Inlet nozzle : Nozzle mounted in fan inlet side to adjust the flow of introduced air

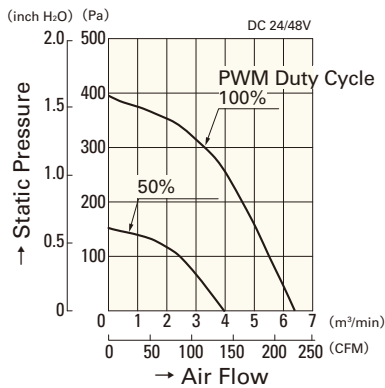
Reference diagram for mounting



The screw length is 6mm less or equal from fan edge side.

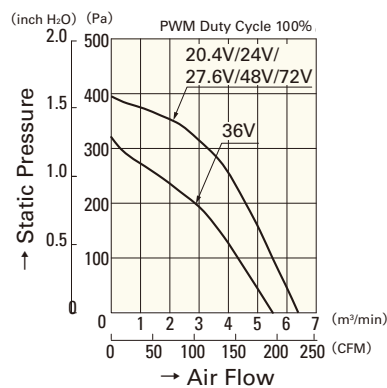
Air Flow - Static Pressure Characteristics

PWM Duty Cycle



9TJ24P0H61
9TJ48P0H01

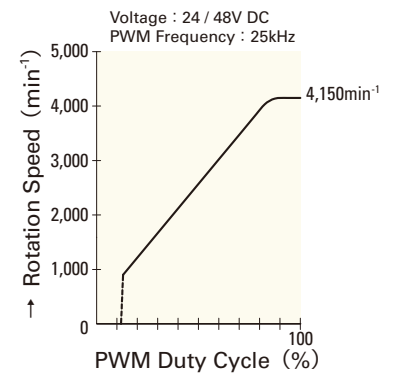
Operating Voltage Range



9TJ24P0H61
9TJ48P0H01

PWM Duty

Speed Characteristics Example



9TJ24P0H61
9TJ48P0H01