



- Requires 50% less space than a comparable standard cylinder while offering the same force

- Up to 400 mm stroke

- Profile slot for proximity sensor

- Many variants

- Extensive range of accessories

Specified types in accordance with ATEX directive for potentially explosive atmospheres

➔ [www.festo.com/en/ex](http://www.festo.com/en/ex)








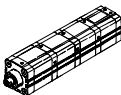
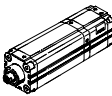
# Compact cylinders ADVU

Product range overview

FESTO

Cylinders with piston rods  
Compact cylinders

2.1

Function	Version	Type	Piston Ø	Stroke	Position sensing	
			[mm]	[mm]		
Double-acting	Basic version					
		ADVU Piston rod at one end	12, 16	5, 10, 15, 20, 25, 30, 40	1 ... 200	■
			20, 25	5, 10, 15, 20, 25, 30, 40, 50	1 ... 200	
			32, 40	5, 10, 15, 20, 25, 30, 40, 50, 60, 80	1 ... 300	
			50, 63	10, 15, 20, 25, 30, 40, 50, 60, 80	1 ... 300	
			80, 100, 125	10, 15, 20, 25, 30, 40, 50, 60, 80	1 ... 400	
		ADVU-...-S2 Through piston rod	12, 16, 20, 25	–	1 ... 200	■
			32, 40, 50, 63	–	1 ... 300	
			80, 100, 125	–	1 ... 400	
	Non-rotating with square piston rod					
		ADVULQ Piston rod at one end	12, 16	5, 10, 15, 20, 25, 30, 40	1 ... 200	■
			20, 25	5, 10, 15, 20, 25, 30, 40, 50	1 ... 200	
			32, 40	5, 10, 15, 20, 25, 30, 40, 50, 60, 80	1 ... 300	
			50, 63	10, 15, 20, 25, 30, 40, 50, 60, 80	1 ... 300	
			80, 100	10, 15, 20, 25, 30, 40, 50, 60, 80	1 ... 400	
		ADVULQ-...-S2 Through piston rod	12, 16, 20, 25	–	1 ... 200	■
			32, 40, 50, 63	–	1 ... 300	
			80, 100	–	1 ... 400	
	Non-rotating with yoke					
		ADVUL Piston rod at one end	12, 16	5, 10, 15, 20, 25, 30, 40	1 ... 200	■
			20, 25	5, 10, 15, 20, 25, 30, 40, 50	1 ... 200	
			32, 40	5, 10, 15, 20, 25, 30, 40, 50, 60, 80	1 ... 300	
			50, 63	10, 15, 20, 25, 30, 40, 50, 60, 80	1 ... 300	
			80, 100	10, 15, 20, 25, 30, 40, 50, 60, 80	1 ... 400	
		ADVUL-...-S2 Through piston rod	12, 16, 20, 25	–	1 ... 200	■
			32, 40, 50, 63	–	1 ... 300	
			80, 100	–	1 ... 400	
	Reinforced piston rod					
		ADVU-...-S1 Piston rod at one end	25	–	1 ... 500	■
			40, 63	–	1 ... 2000	
			100	–	1 ... 2000	
	Tandem/high-power cylinder					
		ADVUT Piston rod at one end	2x25, 3x25, 4x25	–	1 ... 150	■
			2x40, 3x40, 4x40	–	1 ... 150	
			2x63, 3x63, 4x63	–	1 ... 150	
			2x100, 3x100, 4x100	–	1 ... 150	
	Multi-position cylinder					
		ADVUP Piston rod at one end	25	–	1 ... 500	■
			40, 63, 100	–	1 ... 2000	

# Compact cylinders ADVU

Product range overview

FESTO

Type	Piston rod		S20	S6	R3	CT	→ Page
	with female thread	with male thread	Hollow piston rod	Heat resistant up to 150 °C	Increased corrosion protection	Free of copper, PTFE and silicone	
<b>Basic version</b>							
<b>ADVU</b> Piston rod at one end	■	■	–	■	■	■ Ø 12 ... 40	1 / 2.1-11
<b>ADVU-...-S2</b> Through piston rod	■	■	■ Ø 12 ... 100	■ Ø 12 ... 100	–	–	1 / 2.1-11
<b>Non-rotating with square piston rod</b>							
<b>ADVULQ</b> Piston rod at one end	■	■	–	■	–	–	1 / 2.1-22
<b>ADVULQ-...-S2</b> Through piston rod	■	■	■ Ø 16 ... 100	■	–	–	1 / 2.1-22
<b>Non-rotating with yoke</b>							
<b>ADVUL</b> Piston rod at one end	■	–	–	■	–	■ Ø 12 ... 40	1 / 6.2-20
<b>ADVUL-...-S2</b> Through piston rod	■	–	–	–	–	–	1 / 6.2-20
<b>Reinforced piston rod</b>							
<b>ADVU-...-S1</b> Piston rod at one end	■	–	–	–	–	–	1 / 2.1-33
<b>Tandem/high-power cylinder</b>							
<b>ADVUT</b> Piston rod at one end	■	■	–	■	–	–	1 / 5.7-20
<b>Multi-position cylinder</b>							
<b>ADVUP</b> Piston rod at one end	■	■	–	■	–	–	1 / 5.10-28







# Compact cylinders AEUU

Product range overview

FESTO

Cylinders with piston rods  
Compact cylinders

2.1

Function	Version	Type	Piston $\varnothing$	Stroke	Position sensing	
			[mm]	[mm]		
Single-acting	Basic version					
		AEVU Piston rod at one end, pushing	12	5, 10	1 ... 10	■
			16, 20, 25, 32, 40	5, 10, 15, 20, 25	1 ... 25	
			50, 63, 80, 100	10, 15, 20, 25	1 ... 25	
		AEVUZ Piston rod at one end, pulling	12	5, 10	1 ... 10	■
			16, 20, 25, 32, 40	5, 10, 15, 20, 25	1 ... 25	
			50, 63, 80, 100	10, 15, 20, 25	1 ... 25	
		AEVU-...-S2 Through piston rod, pushing	12	–	1 ... 10	■
			16, 20, 25, 32, 40, 50, 63, 80, 100	–	1 ... 25	
	Non-rotating with square piston rod					
		AEVULQ Piston rod at one end, pushing	16, 20, 25, 32, 40	5, 10, 15, 20, 25	1 ... 25	■
			50, 63, 80, 100	10, 15, 20, 25	1 ... 25	
		AEVULQZ Piston rod at one end, pulling	16, 20, 25, 32, 40	5, 10, 15, 20, 25	1 ... 25	■
			50, 63, 80, 100	10, 15, 20, 25	1 ... 25	
		AEVULQ-...-S2 Through piston rod, pushing	16, 20, 25, 32, 40, 50, 63, 80, 100	–	1 ... 25	■

# Compact cylinders AEVU

Product range overview

FESTO

Type	Piston rod		S20	S6	R3	CT	→ Page
	with female thread	with male thread	Hollow piston rod	Heat resistant up to 150 °C	Increased corrosion protection	Free of copper, PTFE and silicone	
<b>Basic version</b>							
<b>AEVU</b> Piston rod at one end, pushing	■	■	–	■	–	–	1 / 2.1-36
<b>AEVUZ</b> Piston rod at one end, pulling	■	■	–	■	–	–	1 / 2.1-36
<b>AEVU-...-S2</b> Through piston rod, pushing	■	■	■	■	–	–	1 / 2.1-36
<b>Non-rotating with square piston rod</b>							
<b>AEVULQ</b> Piston rod at one end, pushing	■	■	–	■	–	–	1 / 2.1-46
<b>AEVULQZ</b> Piston rod at one end, pulling	■	■	–	■	–	–	1 / 2.1-46
<b>AEVULQ-...-S2</b> Through piston rod, pushing	■	■	■	■	–	–	1 / 2.1-46

Cylinders with piston rods  
Compact cylinders

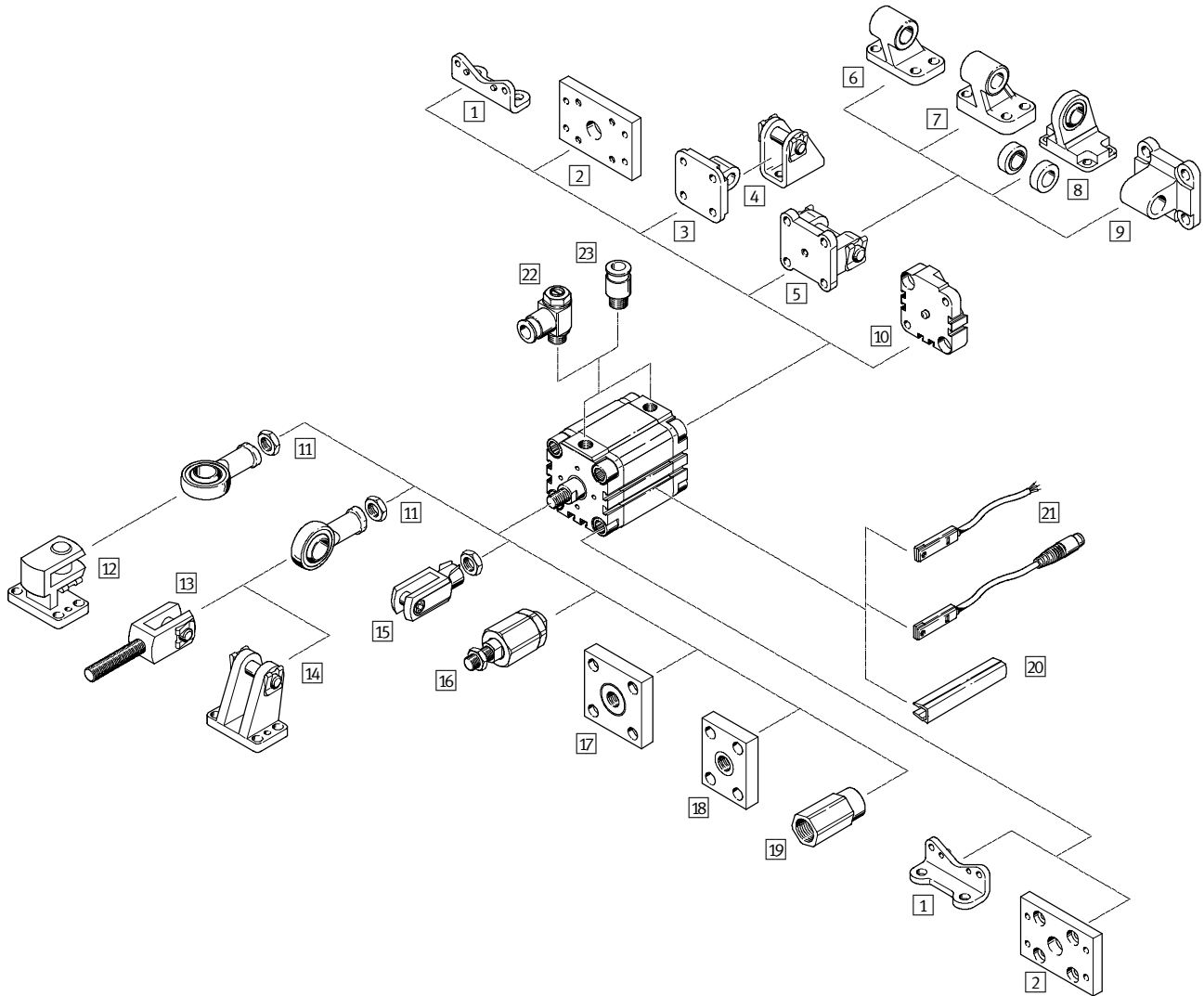
2.1

# Compact cylinders ADVU/AEVU

Peripherals overview

FESTO

Piston  $\varnothing$  12 ... 100 mm



## Variants

ADVU  
AEVU(Z)

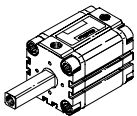
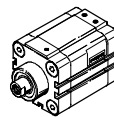
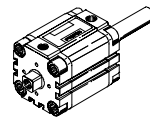
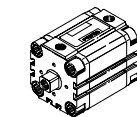
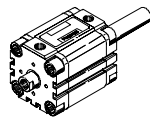
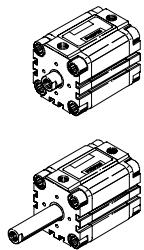
S2/S20

ADVULQ  
AEVULQ(Z)

S2/S20

ADVU

S1



# Compact cylinders ADVU/AEUV

Peripherals overview

FESTO

Mounting attachments and accessories							
	Brief description	ADVU AEVU(Z)		ADVULQ AEVULQ(Z)		ADVU	→ Page
			S2/S20		S2/S20	S1	
1	Foot mounting HUA	■	■	■	■	■	1 / 2.1-55
2	Flange mounting FUA	■	■	■	■	■ <sup>1)</sup>	1 / 2.1-56
3	Swivel flange SUA for Ø 12 ... 25	■	–	■	–	■	1 / 2.1-57
4	Clevis foot LBN/CRLBN	■	–	■	–	■	1 / 2.1-62
5	Swivel flange SUA for Ø 32 ... 100	■	–	■	–	■	1 / 2.1-57
6	Clevis foot LN	■	–	■	–	■	1 / 2.1-62
7	Clevis foot LNG/CRLNG	■	–	■	–	■	1 / 2.1-62
8	Clevis foot LSN	■	–	■	–	■	1 / 2.1-62
9	Swivel flange SNCL	■	–	■	–	■	1 / 2.1-62
10	Adapter kit DPVU	■	–	■	–	■	1 / 2.1-61
11	Rod eye SGS/CRSGS	■	■	–	–	■	1 / 2.1-63 1 / 2.1-64
12	Clevis foot, lateral LQG	■	■	–	–	■	1 / 2.1-63
13	Rod clevis SGA	■	■	–	–	■	1 / 2.1-63
14	Clevis foot LBG	■	■	–	–	■	1 / 2.1-62
15	Rod clevis SG/CRSG	■	■	■	■	■	1 / 2.1-63 1 / 2.1-64
16	Self-aligning rod coupler FK	■	■	–	–	■	1 / 2.1-63
17	Coupling piece KSG	■	■	–	–	■	1 / 2.1-63
18	Coupling piece KSZ	–	–	■	■	–	1 / 2.1-63
19	Adapter AD	–	■ S20	–	■ S20	–	1 / 2.1-63
20	Slot cover ABP-5-S	■	■	■	■	■	1 / 2.1-65
21	Proximity sensor SME/SMT-8	■	■	■	■	■	1 / 2.1-65
22	One-way flow control valve GRLA/GRLZ	■	■	■	■	■	1 / 2.1-64
23	Push-in fitting QS	■	■	■	■	■	Volume 3

1) Only in combination with end cap

Cylinders with piston rods  
Compact cylinders

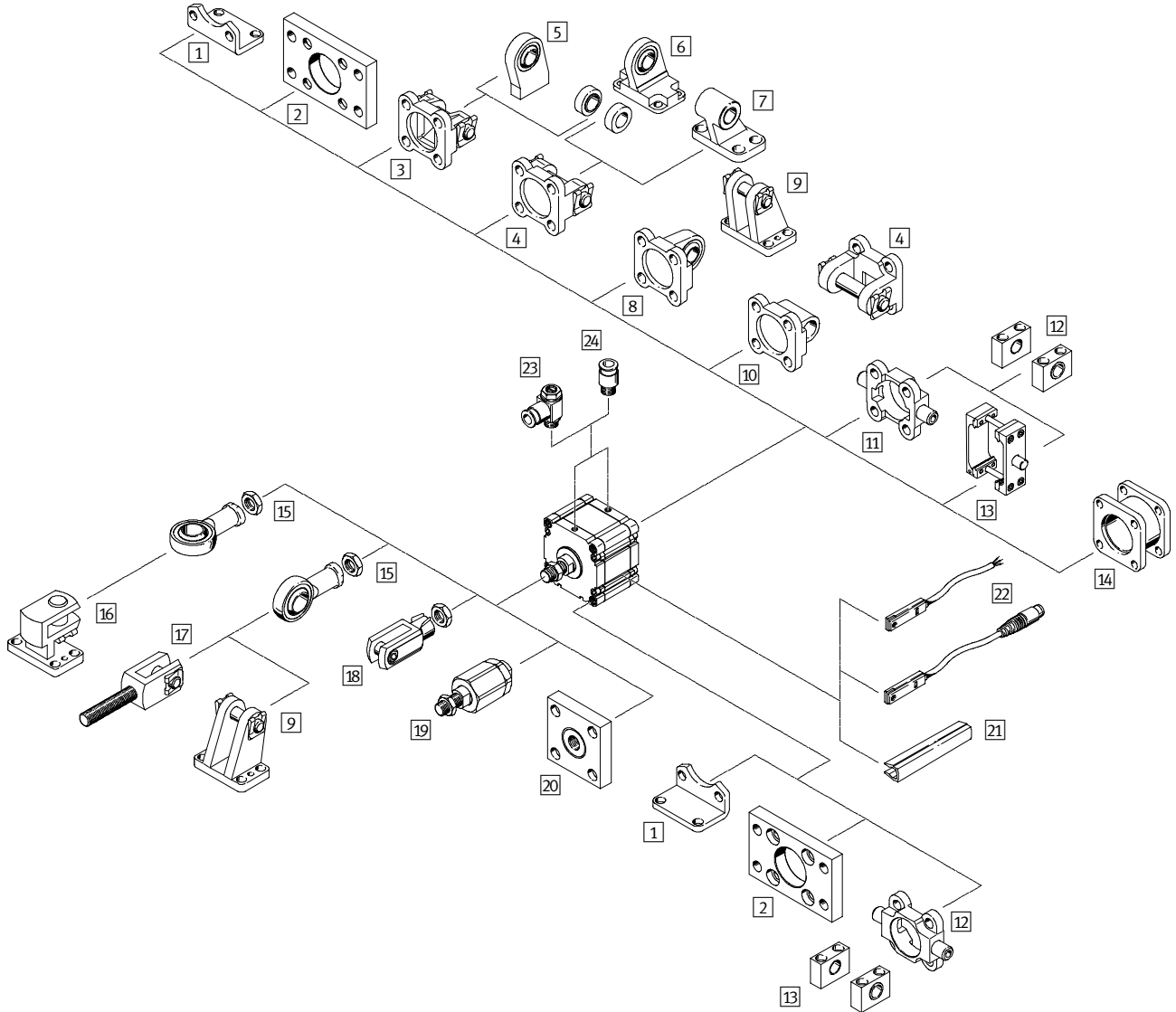
2.1

# Compact cylinders ADVU/AEVU

Peripherals overview

FESTO

Piston  $\varnothing$  125 mm



Cylinders with piston rods  
Compact cylinders

2.1



# Compact cylinders ADVU/AEUV

Peripherals overview



Mounting attachments and accessories				
	Brief description	ADVU		→ Page
			S2	
1	Foot mounting HNC	■	■	1 / 2.1-55
2	Flange mounting FNC	■	■	1 / 2.1-56
3	Swivel flange SNC	■	–	1 / 2.1-58
4	Swivel flange SNCB	■	–	1 / 2.1-58
5	Clevis foot LSNSG	■	–	1 / 2.1-62
6	Clevis foot LSN	■	–	1 / 2.1-62
7	Clevis foot LN	■	–	1 / 2.1-62
8	Swivel flange SNCS	■	–	1 / 2.1-59
9	Clevis foot LBG	■	■	1 / 2.1-62
10	Swivel flange SNCL	■	–	1 / 2.1-59
11	Trunnion flange ZNCF	■	■	1 / 2.1-60
12	Trunnion support LNZG/CRLNZG	■	■	1 / 2.1-62
13	Trunnion mounting kit ZNCM	■	■	1 / 2.1-60
14	Adapter kit DPNC	■	■	1 / 2.1-61
15	Rod eye SGS/CRSGS	■	■	1 / 2.1-63 1 / 2.1-64
16	Clevis foot, lateral LQG	■	■	1 / 2.1-63
17	Rod clevis SGA	■	■	1 / 2.1-63
18	Rod clevis SG/CRSG	■	■	1 / 2.1-63 1 / 2.1-64
19	Self-aligning rod coupler FK	■	■	1 / 2.1-63
20	Coupling piece KSG	■	■	1 / 2.1-63
21	Slot cover ABP-5-S	■	■	1 / 2.1-65
22	Proximity sensor SME/SMT-8	■	■	1 / 2.1-65
23	One-way flow control valve GRLA/GRLZ	■	■	1 / 2.1-64
24	Push-in fitting QS	■	■	Volume 3

# Compact cylinders ADVU/AEVU

Type code

FESTO

ADVULQ	-	50	-	80	-	A	-	P	-	A	-	
--------	---	----	---	----	---	---	---	---	---	---	---	--

Type	
Double-acting	
ADVU	Basic version
ADVULQ	Square piston rod
Single-acting	
AEVU	Basic version
AEVUZ	Basic version, pulling
AEVULQ	Square piston rod
AEVULQZ	Square piston rod, pulling

Piston Ø [mm]	

Stroke [mm]	

Piston rod thread	
	Female thread
A	Male thread

Cushioning	
P	Non-adjustable at both ends

Position sensing	
A	Via proximity sensor

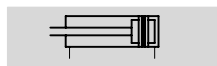
Variant	
S1	Reinforced piston rod
S2	Through piston rod
S6	Heat resistant up to 150 °C
S20	Through, hollow piston rod
S26	Through piston rod, heat resistant up to 150 °C
S206	Through, hollow piston rod, heat resistant up to 150 °C
CT	Free of copper, PTFE and silicone
R3	Increased corrosion protection

# Compact cylinders ADVU

Technical data – Double-acting, basic version


FESTO

## Function



Ø - Diameter  
12 ... 125 mm

- Stroke length  
1 ... 400 mm

 [www.festo.com/en/  
Spare\\_parts\\_service](http://www.festo.com/en/Spare_parts_service)

Wearing parts kits  
→ 1 / 2.1-21

## Variants



S2



S6



S26



S20




S206



R3




CT



ADVU-...-P-A

ADVU-...-A-P-A



ADVU-...-P-A-S2

ADVU-...-A-P-A-S20

Cylinders with piston rods  
Compact cylinders

2.1

General technical data												
Piston Ø	12	16	20	25	32	40	50	63	80	100	125	
Pneumatic connection	M5	M5	M5	M5	G $\frac{1}{8}$	G $\frac{1}{8}$	G $\frac{1}{8}$	G $\frac{1}{8}$	G $\frac{1}{8}$	G $\frac{1}{4}$	G $\frac{1}{4}$	
End of piston rod	Female thread	M3	M4	M5	M5	M6	M6	M8	M8	M10	M12	M16
	Male thread	M6	M8	M10x1.25				M12x1.25	M16x1.5	M20x1.5	M27x2	
Operating medium	Filtered compressed air, lubricated or unlubricated											
Constructional design	Piston											
	Piston rod											
Cushioning	Non-adjustable at both ends											
Position sensing	Via proximity sensor											
Type of mounting	Via through-holes											–
	Via female thread											
	Via accessories											
Mounting position	Any											

Operating pressure [bar]												
Piston Ø	12	16	20	25	32	40	50	63	80	100	125	
Piston rod at one end	1.2 ... 10		1.0 ... 10		0.8 ... 10			0.6 ... 10			0.5 ... 10	
Through piston rod S2/S20	1.5 ... 10	1.3 ... 10	1.2 ... 10		1.0 ... 10			0.8 ... 10			0.5 ... 10	

Ambient conditions				
Variant	Basic version	S6	R3	CT
Ambient temperature <sup>1)</sup> [°C]	–20 ... +80	0 ... +150	–20 ... +80	–5 ... +60
Corrosion resistance class CRC <sup>2)</sup>	2	2	3	2

1) Note operating range of proximity sensors.

2) Corrosion resistance class 2 according to Festo standard 940 070

Components requiring moderate corrosion resistance. Externally visible parts with primarily decorative surface requirements which are in direct contact with a surrounding industrial atmosphere or media such as cooling or lubricating agents.

Corrosion resistance class 3 according to Festo standard 940 070

Components requiring higher corrosion resistance. External visible parts in direct contact with industrial atmospheres or media such as solvents and cleaning agents, with a predominantly functional requirement for the surface.

# Compact cylinders ADVU

Technical data – Double-acting, basic version

FESTO

Forces [N] and impact energy [J]											
Piston Ø	12	16	20	25	32	40	50	63	80	100	125
Theoretical force at 6 bar, advancing	68	121	188	295	483	754	1178	1870	3016	4712	7363
S2/S20	51	90	141	247	415	686	1057	1750	2827	4418	6881
Theoretical force at 6 bar, retracting	51	90	141	247	415	686	1057	1750	2827	4418	6881
S2/S20	51	90	141	247	415	686	1057	1750	2827	4418	6881
Max. impact energy at end positions	0.09	0.10	0.14	0.10	0.40	0.52	0.64	0.70	0.75	1.00	4.00
S20	0.01	0.01	0.01	0.01	0.04	0.05	0.06	0.07	0.08	0.10	0.40

Permissible impact velocity:

$$v_{\text{perm.}} = \sqrt{\frac{2 \times E_{\text{perm.}}}{m_{\text{dead}} + m_{\text{load}}}}$$

Maximum permissible load:

$$m_{\text{load}} = \frac{2 \times E_{\text{perm.}}}{v^2} - m_{\text{dead}}$$

- Note

This data represents the maximum values that can be achieved. Values fluctuate in practice relative to the size of the effective load. Allowance

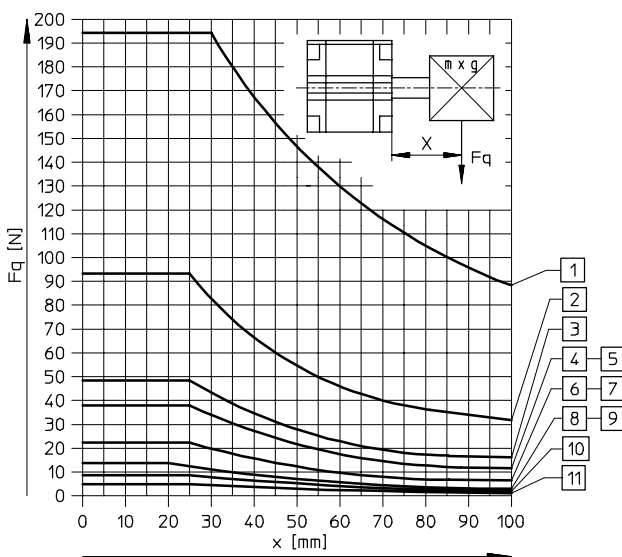
must also be made for the limits of the cushioning capacity of the drive and the permissible impact energy.



Pneumatic sizing using Pro Pneu  
[www.festo.com/en/engineering](http://www.festo.com/en/engineering)

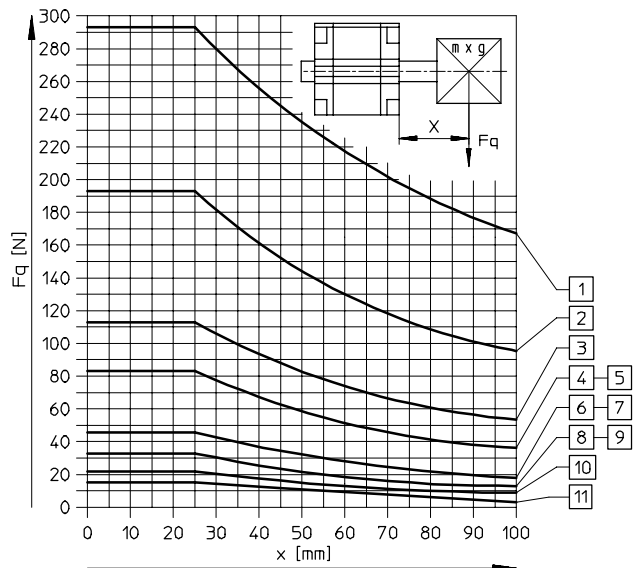
## Max. lateral force F<sub>q</sub> as a function of the projection x

Piston rod at one end



- |            |           |
|------------|-----------|
| 1 Ø 125 mm | 5 Ø 50 mm |
| 2 Ø 100 mm | 6 Ø 40 mm |
| 3 Ø 80 mm  | 7 Ø 32 mm |
| 4 Ø 63 mm  | 8 Ø 25 mm |

Through piston rod



- |            |
|------------|
| 9 Ø 20 mm  |
| 10 Ø 16 mm |
| 11 Ø 12 mm |

# Compact cylinders ADVU

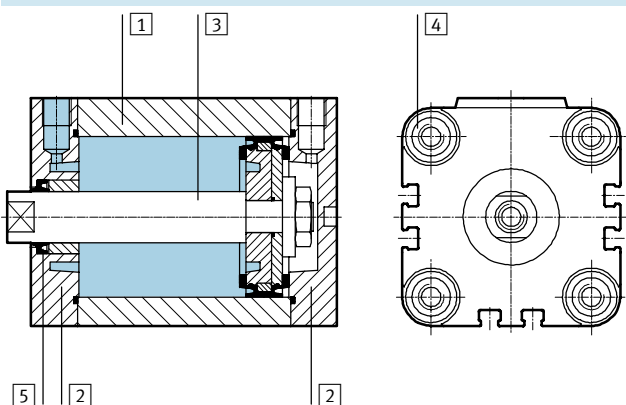
Technical data – Double-acting, basic version

**FESTO**

Weights [g]											
Piston Ø	12	16	20	25	32	40	50	63	80	100	125
Product weight with 0 mm stroke	87	89	149	180	300	433	560	1059	1772	2797	3426
Additional weight per 10 mm stroke	15	15	23	28	40	59	72	107	168	177	168
Moving load with 0 mm stroke	8	12	20	26	49	63	112	134	307	614	1317
Additional load per 10 mm stroke	2	4	6	6	9	9	16	16	25	38	63

## Materials

Sectional view



Variants		Basic version	S6	R3	CT
1	Cylinder barrel	Wrought aluminium alloy	Wrought aluminium alloy	Wrought aluminium alloy	Wrought aluminium alloy
2	End cap	Wrought aluminium alloy	Wrought aluminium alloy	Wrought aluminium alloy	Wrought aluminium alloy
3	Piston rod	Ø 12 ... 32	High-alloy stainless steel	High-alloy stainless steel	High-alloy stainless steel
		Ø 40 ... 125	High-alloy steel	High-alloy stainless steel	High-alloy steel
4	Flange screws	Ø 12 ... 16	High-alloy stainless steel	High-alloy stainless steel	High-alloy stainless steel
		Ø 20 ... 125	Tempered steel	High-alloy stainless steel	Tempered steel
5	Dynamic seals	Polyurethane	Fluorocarbon rubber	Polyurethane	Polyurethane

# Compact cylinders ADVU

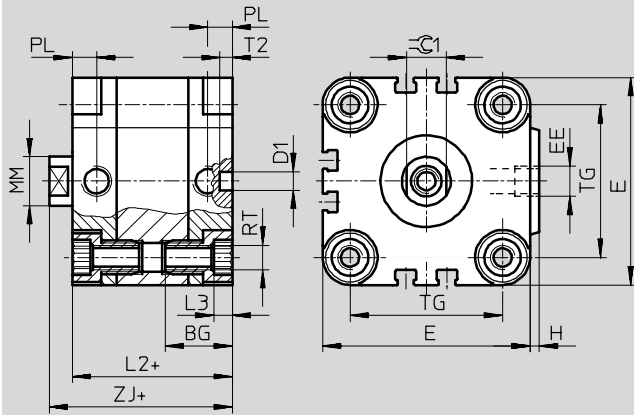
Technical data – Double-acting, basic version

FESTO

## Dimensions – Basic cylinder

Download CAD data → [www.festo.com/en/engineering](http://www.festo.com/en/engineering)

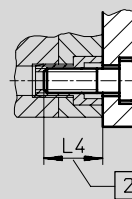
Piston Ø 12 ... 100 mm



Note

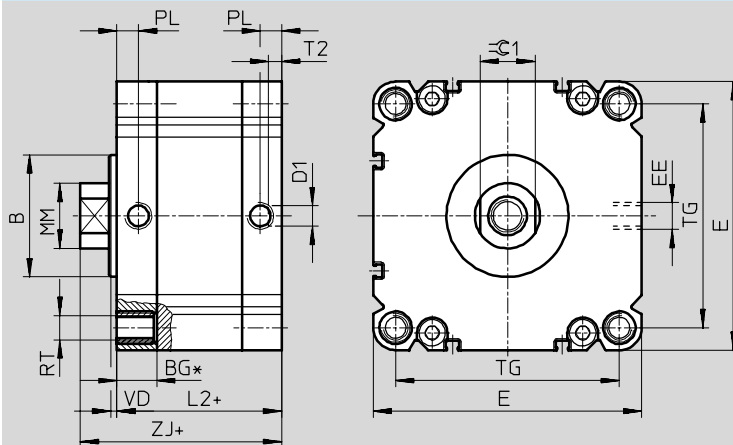
To attach cylinder Ø 12 and 16 mm from above, use only 2 screws diagonally or non-magnetic screws.

+ = plus stroke length



2 Minimum screw-in depth

Piston Ø 125 mm



\* Minimum screw-in depth 18 mm.  
Cannot be screwed through with socket head screws.

+ = plus stroke length

Ø	B	BG	D1	E	EE	H	L2	L3	L4	MM	PL	RT	T2	TG	VD	ZJ	⌀C1
[mm]	d11		Ø H9							Ø			-0.2				h13
12	–	18.5	6	29	M5	1	38	3	16	6	8	M4	4	18	–	42.5	5
16	–	18.5	6	29	M5	1	38	3	16	8	8	M4	4	18	–	42.5	7
20	–	18.5	6	36	M5	1.5	38	4	18	10	8	M5	4	22	–	42.5	9
25	–	18.5	6	40	M5	1.5	39.5	4	18	10	8	M5	4	26	–	45	9
32	–	21.5	6	50	G1/8	2	44.5	5	20	12	8	M6	4	32	–	50.5	10
40	–	21.5	6	60	G1/8	2.5	45.5	5	20	12	8	M6	4	42	–	52	10
50	–	22	6	68	G1/8	3	45.5	6	20	16	8	M8	4	50	–	53	13
63	–	24.5	8	87	G1/8	4	50	8	25	16	8	M10	4	62	–	57.5	13
80	–	27.5	8	107	G1/8	4	56	8	25	20	8.5	M10	4	82	–	64	17
100	–	32.5	8	128	G1/4	5	66.5	8	25	25	10.5	M10	4	103	–	76.5	22
125	60	19.5	10	132	G1/4	–	81	–	18	32	10.5	M12	6	110	4	99	27

# Compact cylinders ADVU

Technical data – Double-acting, basic version

**FESTO**

Cylinders with piston rods  
Compact cylinders

2.1

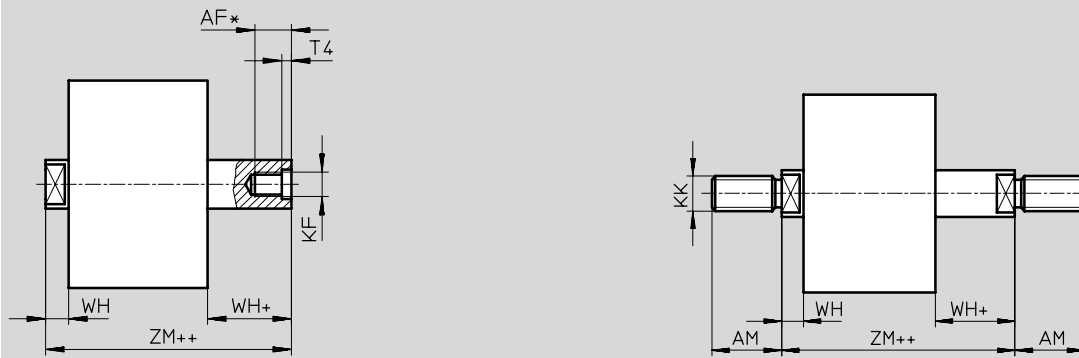
## Dimensions – Variants

Download CAD data → [www.festo.com/en/engineering](http://www.festo.com/en/engineering)

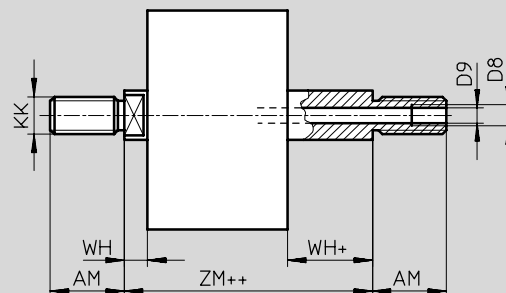
### Basic version



### S2 – Through piston rod



### S20 – Through, hollow piston rod



+ = plus stroke length  
++ = plus 2x stroke length

Ø [mm]	AF	AM	D8	D9 Ø	KF	KK	T4	WH	ZJ	ZM
12	8	16	–	2.3	M3	M6	1.5	4.5	42.5	47
16	10	20	–	3.2	M4	M8	1.5	4.5	42.5	47
20 <sup>2)</sup>	12	22	–	3.8	M5	M10x1.25	2	4.5	42.5	47
25 <sup>2)</sup>	12	22	–	3.8	M5	M10x1.25	2	5.5	45	50.5
32 <sup>2)</sup>	14	22	–	4.5	M6	M10x1.25	2.6	6	50.5	56.5
40 <sup>2)</sup>	14	22	–	4.5	M6	M10x1.25	2.6	6.5	52	58.5
50 <sup>2)</sup>	16	24	–	6	M8	M12x1.25	3.3	7.5	53	60.5
63 <sup>2)</sup>	16	24	–	6	M8	M12x1.25	3.3	7.5	57.5	65
80 <sup>2)</sup>	20 <sup>1)</sup>	32	G <sup>1</sup> / <sub>8</sub>	8	M10	M16x1.5	4.7	8	64	72
100 <sup>2)</sup>	24 <sup>1)</sup>	40	G <sup>1</sup> / <sub>4</sub>	11.7	M12	M20x1.5	6.1	10	76.5	86.5
125 <sup>2)</sup>	25 <sup>1)</sup>	54	–	–	M16	M27x2	7	18	99	117


1) With a stroke < 5 mm, the maximum screw-in depth is reduced by 5 mm.

2) Nut for piston rod thread included in scope of delivery.

# Compact cylinders ADVU

Technical data – Double-acting, basic version

FESTO

Ordering data – Basic version						
Type	Piston Ø [mm]	Stroke [mm]	Piston rod with female thread		Piston rod with male thread	
			Part No.	Type	Part No.	Type
	12	5	156 500	ADVU-12-5-P-A	156 586	ADVU-12-5-A-P-A
		10	156 501	ADVU-12-10-P-A	156 587	ADVU-12-10-A-P-A
		15	156 502	ADVU-12-15-P-A	156 588	ADVU-12-15-A-P-A
		20	156 503	ADVU-12-20-P-A	156 589	ADVU-12-20-A-P-A
		25	156 504	ADVU-12-25-P-A	156 590	ADVU-12-25-A-P-A
		30	156 505	ADVU-12-30-P-A	156 591	ADVU-12-30-A-P-A
		40	156 506	ADVU-12-40-P-A	156 592	ADVU-12-40-A-P-A
	16	5	156 507	ADVU-16-5-P-A	156 593	ADVU-16-5-A-P-A
		10	156 508	ADVU-16-10-P-A	156 594	ADVU-16-10-A-P-A
		15	156 509	ADVU-16-15-P-A	156 595	ADVU-16-15-A-P-A
		20	156 510	ADVU-16-20-P-A	156 596	ADVU-16-20-A-P-A
		25	156 511	ADVU-16-25-P-A	156 597	ADVU-16-25-A-P-A
		30	156 512	ADVU-16-30-P-A	156 598	ADVU-16-30-A-P-A
		40	156 513	ADVU-16-40-P-A	156 599	ADVU-16-40-A-P-A
	20	5	156 514	ADVU-20-5-P-A	156 600	ADVU-20-5-A-P-A
		10	156 515	ADVU-20-10-P-A	156 601	ADVU-20-10-A-P-A
		15	156 516	ADVU-20-15-P-A	156 602	ADVU-20-15-A-P-A
		20	156 517	ADVU-20-20-P-A	156 603	ADVU-20-20-A-P-A
		25	156 518	ADVU-20-25-P-A	156 604	ADVU-20-25-A-P-A
		30	156 519	ADVU-20-30-P-A	156 605	ADVU-20-30-A-P-A
		40	156 520	ADVU-20-40-P-A	156 606	ADVU-20-40-A-P-A
		50	156 521	ADVU-20-50-P-A	156 607	ADVU-20-50-A-P-A
	25	5	156 522	ADVU-25-5-P-A	156 608	ADVU-25-5-A-P-A
		10	156 523	ADVU-25-10-P-A	156 609	ADVU-25-10-A-P-A
		15	156 524	ADVU-25-15-P-A	156 610	ADVU-25-15-A-P-A
		20	156 525	ADVU-25-20-P-A	156 611	ADVU-25-20-A-P-A
		25	156 526	ADVU-25-25-P-A	156 612	ADVU-25-25-A-P-A
		30	156 527	ADVU-25-30-P-A	156 613	ADVU-25-30-A-P-A
		40	156 528	ADVU-25-40-P-A	156 614	ADVU-25-40-A-P-A
		50	156 529	ADVU-25-50-P-A	156 615	ADVU-25-50-A-P-A
	32	5	156 530	ADVU-32-5-P-A	156 616	ADVU-32-5-A-P-A
		10	156 531	ADVU-32-10-P-A	156 617	ADVU-32-10-A-P-A
		15	156 532	ADVU-32-15-P-A	156 618	ADVU-32-15-A-P-A
		20	156 533	ADVU-32-20-P-A	156 619	ADVU-32-20-A-P-A
		25	156 534	ADVU-32-25-P-A	156 620	ADVU-32-25-A-P-A
		30	156 535	ADVU-32-30-P-A	156 621	ADVU-32-30-A-P-A
		40	156 536	ADVU-32-40-P-A	156 622	ADVU-32-40-A-P-A
		50	156 537	ADVU-32-50-P-A	156 623	ADVU-32-50-A-P-A
		60	156 538	ADVU-32-60-P-A	156 624	ADVU-32-60-A-P-A
		80	156 539	ADVU-32-80-P-A	156 625	ADVU-32-80-A-P-A


 Core Range



# Compact cylinders ADVU

Technical data – Double-acting, basic version

**FESTO**


Ordering data – Basic version					
Type	Piston Ø [mm]	Stroke [mm]	Piston rod with female thread		Piston rod with male thread
			Part No.	Type	Part No. Type
	40	5	156 540	ADVU-40-5-P-A	156 626 ADVU-40-5-A-P-A
		10	156 541	ADVU-40-10-P-A	156 627 ADVU-40-10-A-P-A
		15	156 542	ADVU-40-15-P-A	156 628 ADVU-40-15-A-P-A
		20	156 543	ADVU-40-20-P-A	156 629 ADVU-40-20-A-P-A
		25	156 544	ADVU-40-25-P-A	156 630 ADVU-40-25-A-P-A
		30	156 545	ADVU-40-30-P-A	156 631 ADVU-40-30-A-P-A
		40	156 546	ADVU-40-40-P-A	156 632 ADVU-40-40-A-P-A
		50	156 547	ADVU-40-50-P-A	156 633 ADVU-40-50-A-P-A
		60	156 548	ADVU-40-60-P-A	156 634 ADVU-40-60-A-P-A
		80	156 549	ADVU-40-80-P-A	156 635 ADVU-40-80-A-P-A
	50	10	156 550	ADVU-50-10-P-A	156 636 ADVU-50-10-A-P-A
		15	156 551	ADVU-50-15-P-A	156 637 ADVU-50-15-A-P-A
		20	156 552	ADVU-50-20-P-A	156 638 ADVU-50-20-A-P-A
		25	156 553	ADVU-50-25-P-A	156 639 ADVU-50-25-A-P-A
		30	156 554	ADVU-50-30-P-A	156 640 ADVU-50-30-A-P-A
		40	156 555	ADVU-50-40-P-A	156 641 ADVU-50-40-A-P-A
		50	156 556	ADVU-50-50-P-A	156 642 ADVU-50-50-A-P-A
		60	156 557	ADVU-50-60-P-A	156 643 ADVU-50-60-A-P-A
		80	156 558	ADVU-50-80-P-A	156 644 ADVU-50-80-A-P-A
	63	10	156 559	ADVU-63-10-P-A	156 645 ADVU-63-10-A-P-A
		15	156 560	ADVU-63-15-P-A	156 646 ADVU-63-15-A-P-A
		20	156 561	ADVU-63-20-P-A	156 647 ADVU-63-20-A-P-A
		25	156 562	ADVU-63-25-P-A	156 648 ADVU-63-25-A-P-A
		30	156 563	ADVU-63-30-P-A	156 649 ADVU-63-30-A-P-A
		40	156 564	ADVU-63-40-P-A	156 650 ADVU-63-40-A-P-A
		50	156 565	ADVU-63-50-P-A	156 651 ADVU-63-50-A-P-A
		60	156 566	ADVU-63-60-P-A	156 652 ADVU-63-60-A-P-A
		80	156 567	ADVU-63-80-P-A	156 653 ADVU-63-80-A-P-A
	80	10	156 568	ADVU-80-10-P-A	156 654 ADVU-80-10-A-P-A
		15	156 569	ADVU-80-15-P-A	156 655 ADVU-80-15-A-P-A
		20	156 570	ADVU-80-20-P-A	156 656 ADVU-80-20-A-P-A
		25	156 571	ADVU-80-25-P-A	156 657 ADVU-80-25-A-P-A
		30	156 572	ADVU-80-30-P-A	156 658 ADVU-80-30-A-P-A
		40	156 573	ADVU-80-40-P-A	156 659 ADVU-80-40-A-P-A
		50	156 574	ADVU-80-50-P-A	156 660 ADVU-80-50-A-P-A
		60	156 575	ADVU-80-60-P-A	156 661 ADVU-80-60-A-P-A
		80	156 576	ADVU-80-80-P-A	156 662 ADVU-80-80-A-P-A
	100	10	156 577	ADVU-100-10-P-A	156 663 ADVU-100-10-A-P-A
		15	156 578	ADVU-100-15-P-A	156 664 ADVU-100-15-A-P-A
		20	156 579	ADVU-100-20-P-A	156 665 ADVU-100-20-A-P-A
		25	156 580	ADVU-100-25-P-A	156 666 ADVU-100-25-A-P-A
		30	156 581	ADVU-100-30-P-A	156 667 ADVU-100-30-A-P-A
		40	156 582	ADVU-100-40-P-A	156 668 ADVU-100-40-A-P-A
		50	156 583	ADVU-100-50-P-A	156 669 ADVU-100-50-A-P-A
		60	156 584	ADVU-100-60-P-A	156 670 ADVU-100-60-A-P-A
		80	156 585	ADVU-100-80-P-A	156 671 ADVU-100-80-A-P-A


 Core Range

# Compact cylinders ADVU

Technical data – Double-acting, basic version

**FESTO**

Ordering data – Basic version						
Type	Piston Ø [mm]	Stroke [mm]	Piston rod with female thread		Piston rod with male thread	
			Part No.	Type	Part No.	Type
	125	10	175 750	ADVU-125-10-P-A	175 762	ADVU-125-10-A-P-A
		15	175 751	ADVU-125-15-P-A	175 763	ADVU-125-15-A-P-A
		20	175 752	ADVU-125-20-P-A	175 764	ADVU-125-20-A-P-A
		25	175 753	ADVU-125-25-P-A	175 765	ADVU-125-25-A-P-A
		30	175 754	ADVU-125-30-P-A	175 766	ADVU-125-30-A-P-A
		40	175 755	ADVU-125-40-P-A	175 767	ADVU-125-40-A-P-A
		50	175 756	ADVU-125-50-P-A	175 768	ADVU-125-50-A-P-A
		60	175 757	ADVU-125-60-P-A	175 769	ADVU-125-60-A-P-A
		80	175 758	ADVU-125-80-P-A	175 770	ADVU-125-80-A-P-A

Ordering data – CT						
Type	Piston Ø [mm]	Stroke [mm]	Piston rod with female thread		Piston rod with male thread	
			Part No.	Type	Part No.	Type
	12	5	183 353	ADVU-12-5-P-A-CT	–	–
		10	183 354	ADVU-12-10-P-A-CT		
		15	183 355	ADVU-12-15-P-A-CT		
		20	183 356	ADVU-12-20-P-A-CT		
	16	5	183 358	ADVU-16-5-P-A-CT	–	–
		10	183 359	ADVU-16-10-P-A-CT		
		15	183 360	ADVU-16-15-P-A-CT		
		20	183 361	ADVU-16-20-P-A-CT		
	20	5	183 363	ADVU-20-5-P-A-CT	–	–
		10	183 364	ADVU-20-10-P-A-CT		
		15	183 365	ADVU-20-15-P-A-CT		
		20	183 366	ADVU-20-20-P-A-CT		
	25	5	183 368	ADVU-25-5-P-A-CT	–	–
		10	183 369	ADVU-25-10-P-A-CT		
		15	183 370	ADVU-25-15-P-A-CT		
		20	183 371	ADVU-25-20-P-A-CT		
	32	5	183 373	ADVU-32-5-P-A-CT	–	–
		10	183 374	ADVU-32-10-P-A-CT		
		15	183 375	ADVU-32-15-P-A-CT		
		20	183 376	ADVU-32-20-P-A-CT		
	40	5	183 378	ADVU-40-5-P-A-CT	–	–
		10	183 379	ADVU-40-10-P-A-CT		
		15	183 380	ADVU-40-15-P-A-CT		
		20	183 381	ADVU-40-20-P-A-CT		





# Compact cylinders ADVU

Technical data – Double-acting, basic version

**FESTO**

Cylinders with piston rods  
Compact cylinders





2.1

Ordering data – Variants					
Type	Piston Ø [mm]	Stroke [mm]	Piston rod with female thread		Piston rod with male thread
			Part No.	Type	Part No. Type
X stroke					
	12	1 ... 200	156 000	ADVU-12-...-P-A	156 040 ADVU-12-...-A-P-A
	16	1 ... 200	156 001	ADVU-16-...-P-A	156 041 ADVU-16-...-A-P-A
	20	1 ... 200	156 002	ADVU-20-...-P-A	156 042 ADVU-20-...-A-P-A
	25	1 ... 200	156 003	ADVU-25-...-P-A	156 043 ADVU-25-...-A-P-A
	32	1 ... 300	156 004	ADVU-32-...-P-A	156 044 ADVU-32-...-A-P-A
	40	1 ... 300	156 005	ADVU-40-...-P-A	156 045 ADVU-40-...-A-P-A
	50	1 ... 300	156 006	ADVU-50-...-P-A	156 046 ADVU-50-...-A-P-A
	63	1 ... 300	156 007	ADVU-63-...-P-A	156 047 ADVU-63-...-A-P-A
	80	1 ... 400	156 008	ADVU-80-...-P-A	156 048 ADVU-80-...-A-P-A
	100	1 ... 400	156 009	ADVU-100-...-P-A	156 049 ADVU-100-...-A-P-A
	125	1 ... 400	175 759	ADVU-125-...-P-A	175 771 ADVU-125-...-A-P-A
S2 – Through piston rod					
	12	1 ... 200	156 010	ADVU-12-...-P-A-S2	156 050 ADVU-12-...-A-P-A-S2
	16	1 ... 200	156 011	ADVU-16-...-P-A-S2	156 051 ADVU-16-...-A-P-A-S2
	20	1 ... 200	156 012	ADVU-20-...-P-A-S2	156 052 ADVU-20-...-A-P-A-S2
	25	1 ... 200	156 013	ADVU-25-...-P-A-S2	156 053 ADVU-25-...-A-P-A-S2
	32	1 ... 300	156 014	ADVU-32-...-P-A-S2	156 054 ADVU-32-...-A-P-A-S2
	40	1 ... 300	156 015	ADVU-40-...-P-A-S2	156 055 ADVU-40-...-A-P-A-S2
	50	1 ... 300	156 016	ADVU-50-...-P-A-S2	156 056 ADVU-50-...-A-P-A-S2
	63	1 ... 300	156 017	ADVU-63-...-P-A-S2	156 057 ADVU-63-...-A-P-A-S2
	80	1 ... 400	156 018	ADVU-80-...-P-A-S2	156 058 ADVU-80-...-A-P-A-S2
	100	1 ... 400	156 019	ADVU-100-...-P-A-S2	156 059 ADVU-100-...-A-P-A-S2
	125	1 ... 400	175 760	ADVU-125-...-P-A-S2	175 772 ADVU-125-...-A-P-A-S2
S6 – Heat resistant up to 150 °C					
	12	1 ... 200	156 030	ADVU-12-...-P-A-S6	156 090 ADVU-12-...-A-P-A-S6
	16	1 ... 200	156 031	ADVU-16-...-P-A-S6	156 091 ADVU-16-...-A-P-A-S6
	20	1 ... 200	156 032	ADVU-20-...-P-A-S6	156 092 ADVU-20-...-A-P-A-S6
	25	1 ... 200	156 033	ADVU-25-...-P-A-S6	156 093 ADVU-25-...-A-P-A-S6
	32	1 ... 300	156 034	ADVU-32-...-P-A-S6	156 094 ADVU-32-...-A-P-A-S6
	40	1 ... 300	156 035	ADVU-40-...-P-A-S6	156 095 ADVU-40-...-A-P-A-S6
	50	1 ... 300	156 036	ADVU-50-...-P-A-S6	156 096 ADVU-50-...-A-P-A-S6
	63	1 ... 300	156 037	ADVU-63-...-P-A-S6	156 097 ADVU-63-...-A-P-A-S6
	80	1 ... 400	156 038	ADVU-80-...-P-A-S6	156 098 ADVU-80-...-A-P-A-S6
	100	1 ... 400	156 039	ADVU-100-...-P-A-S6	156 099 ADVU-100-...-A-P-A-S6
	125	1 ... 400	175 761	ADVU-125-...-P-A-S6	175 773 ADVU-125-...-A-P-A-S6
S26 – Through piston rod, heat resistant up to 150 °C					
	12	1 ... 200	156 020	ADVU-12-...-P-A-S26	156 080 ADVU-12-...-A-P-A-S26
	16	1 ... 200	156 021	ADVU-16-...-P-A-S26	156 081 ADVU-16-...-A-P-A-S26
	20	1 ... 200	156 022	ADVU-20-...-P-A-S26	156 082 ADVU-20-...-A-P-A-S26
	25	1 ... 200	156 023	ADVU-25-...-P-A-S26	156 083 ADVU-25-...-A-P-A-S26
	32	1 ... 300	156 024	ADVU-32-...-P-A-S26	156 084 ADVU-32-...-A-P-A-S26
	40	1 ... 300	156 025	ADVU-40-...-P-A-S26	156 085 ADVU-40-...-A-P-A-S26
	50	1 ... 300	156 026	ADVU-50-...-P-A-S26	156 086 ADVU-50-...-A-P-A-S26
	63	1 ... 300	156 027	ADVU-63-...-P-A-S26	156 087 ADVU-63-...-A-P-A-S26
	80	1 ... 400	156 028	ADVU-80-...-P-A-S26	156 088 ADVU-80-...-A-P-A-S26
	100	1 ... 400	156 029	ADVU-100-...-P-A-S26	156 089 ADVU-100-...-A-P-A-S26

# Compact cylinders ADVU

Technical data – Double-acting, basic version

FESTO

Ordering data – Variants						
Type	Piston Ø [mm]	Stroke [mm]	Piston rod with female thread		Piston rod with male thread	
			Part No.	Type	Part No.	Type
S20 – Through, hollow piston rod						
	12	1 ... 200	–	–	156 060	ADVU-12-...-A-P-A-S20
	16	1 ... 200			156 061	ADVU-16-...-A-P-A-S20
	20	1 ... 200			156 062	ADVU-20-...-A-P-A-S20
	25	1 ... 200			156 063	ADVU-25-...-A-P-A-S20
	32	1 ... 300			156 064	ADVU-32-...-A-P-A-S20
	40	1 ... 300			156 065	ADVU-40-...-A-P-A-S20
	50	1 ... 300			156 066	ADVU-50-...-A-P-A-S20
	63	1 ... 300			156 067	ADVU-63-...-A-P-A-S20
	80	1 ... 400			156 068	ADVU-80-...-A-P-A-S20
	100	1 ... 400			156 069	ADVU-100-...-A-P-A-S20
S206 – Through, hollow piston rod, heat resistant up to 150 °C						
	12	1 ... 200	–	–	156 070	ADVU-12-...-A-P-A-S206
	16	1 ... 200			156 071	ADVU-16-...-A-P-A-S206
	20	1 ... 200			156 072	ADVU-20-...-A-P-A-S206
	25	1 ... 200			156 073	ADVU-25-...-A-P-A-S206
	32	1 ... 300			156 074	ADVU-32-...-A-P-A-S206
	40	1 ... 300			156 075	ADVU-40-...-A-P-A-S206
	50	1 ... 300			156 076	ADVU-50-...-A-P-A-S206
	63	1 ... 300			156 077	ADVU-63-...-A-P-A-S206
	80	1 ... 400			156 078	ADVU-80-...-A-P-A-S206
	100	1 ... 400			156 079	ADVU-100-...-A-P-A-S206
R3 – Increased corrosion protection						
	12	1 ... 200	176 840	ADVU-12-...-P-A-R3	176 851	ADVU-12-...-A-P-A-R3
	16	1 ... 200	176 841	ADVU-16-...-P-A-R3	176 852	ADVU-16-...-A-P-A-R3
	20	1 ... 200	176 842	ADVU-20-...-P-A-R3	176 853	ADVU-20-...-A-P-A-R3
	25	1 ... 200	176 843	ADVU-25-...-P-A-R3	176 854	ADVU-25-...-A-P-A-R3
	32	1 ... 300	176 844	ADVU-32-...-P-A-R3	176 855	ADVU-32-...-A-P-A-R3
	40	1 ... 300	176 845	ADVU-40-...-P-A-R3	176 856	ADVU-40-...-A-P-A-R3
	50	1 ... 300	176 846	ADVU-50-...-P-A-R3	176 857	ADVU-50-...-A-P-A-R3
	63	1 ... 300	176 847	ADVU-63-...-P-A-R3	176 858	ADVU-63-...-A-P-A-R3
	80	1 ... 400	176 848	ADVU-80-...-P-A-R3	176 859	ADVU-80-...-A-P-A-R3
	100	1 ... 400	176 849	ADVU-100-...-P-A-R3	176 860	ADVU-100-...-A-P-A-R3
	125	1 ... 400	176 850	ADVU-125-...-P-A-R3	176 861	ADVU-125-...-A-P-A-R3
CT – Free of copper, PTFE and silicone						
	12	1 ... 200	183 352	ADVU-12-...-P-A-CT	–	–
	16	1 ... 200	183 357	ADVU-16-...-P-A-CT		
	20	1 ... 200	183 362	ADVU-20-...-P-A-CT		
	25	1 ... 200	183 367	ADVU-25-...-P-A-CT		
	32	1 ... 300	183 372	ADVU-32-...-P-A-CT		
	40	1 ... 300	183 377	ADVU-40-...-P-A-CT		

# Compact cylinders ADVU

Technical data – Double-acting, basic version

**FESTO**

Ordering data – Wearing parts kits					
	Part No.	Type		Part No.	Type
Piston Ø	Basic version			S6 – Heat resistant up to 150 °C	
12	121 115	ADVU-12-...-(A)-P-A <sup>1)</sup>		383 559	ADVU-12-...-(A)-P-A-S6 <sup>2)</sup>
16	121 116	ADVU-16-...-(A)-P-A <sup>1)</sup>		383 560	ADVU-16-...-(A)-P-A-S6 <sup>2)</sup>
20	121 117	ADVU-20-...-(A)-P-A <sup>1)</sup>		383 561	ADVU-20-...-(A)-P-A-S6 <sup>2)</sup>
25	121 118	ADVU-25-...-(A)-P-A <sup>1)</sup>		383 562	ADVU-25-...-(A)-P-A-S6 <sup>2)</sup>
32	121 119	ADVU-32-...-(A)-P-A <sup>1)</sup>		383 563	ADVU-32-...-(A)-P-A-S6 <sup>1)</sup>
40	121 120	ADVU-40-...-(A)-P-A <sup>1)</sup>		383 564	ADVU-40-...-(A)-P-A-S6 <sup>1)</sup>
50	121 121	ADVU-50-...-(A)-P-A <sup>1)</sup>		383 565	ADVU-50-...-(A)-P-A-S6 <sup>1)</sup>
63	121 122	ADVU-63-...-(A)-P-A <sup>1)</sup>		383 566	ADVU-63-...-(A)-P-A-S6 <sup>1)</sup>
80	121 123	ADVU-80-...-(A)-P-A <sup>1)</sup>		383 567	ADVU-80-...-(A)-P-A-S6 <sup>1)</sup>
100	121 124	ADVU-100-...-(A)-P-A <sup>1)</sup>		383 568	ADVU-100-...-(A)-P-A-S6 <sup>1)</sup>
125	380 423	ADVU-125-...-(A)-P-A <sup>1)</sup>		383 569	ADVU-125-...-(A)-P-A-S6 <sup>1)</sup>

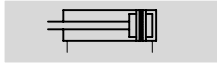
- 1) Assembly grease included in scope of delivery.
- 2) Assembly grease not included in scope of delivery. If required, please order separately under part no. 329 555 (20 ml).

# Compact cylinders ADVULQ

Technical data – Double-acting, non-rotating with square piston rod

FESTO

## Function



Ø Diameter  
12 ... 100 mm

Stroke length  
1 ... 400 mm

[www.festo.com/en/  
Spare\\_parts\\_service](http://www.festo.com/en/Spare_parts_service)

## Variants



S2



S6



S26



S20



S206



ADVULQ-...-...-P-A



ADVULQ-...-...-P-A-S2

General technical data										
Piston Ø	12	16	20	25	32	40	50	63	80	100
Pneumatic connection	M5	M5	M5	M5	G $\frac{1}{8}$	G $\frac{1}{8}$	G $\frac{1}{8}$	G $\frac{1}{8}$	G $\frac{1}{8}$	G $\frac{1}{4}$
End of piston rod	Female thread	M3	M4	M5	M5	M6	M6	M8	M8	M10
	Male thread	M6	M8	M10x1.25				M12x1.25	M16x1.5	M20x1.5
Operating medium	Filtered compressed air, lubricated or unlubricated									
Constructional design	Piston									
	Piston rod									
Cushioning	Non-adjustable at both ends									
Position sensing	Via proximity sensor									
Type of mounting	Via through-holes									
	Via female thread									
	Via accessories									
Mounting position	Any									

Operating pressure [bar]										
Piston Ø	12	16	20	25	32	40	50	63	80	100
Piston rod at one end	1.3 ... 10		1.0 ... 10		0.8 ... 10			0.6 ... 10		
Through piston rod S2/S20	1.5 ... 10	1.3 ... 10	1.2 ... 10		1.0 ... 10			0.8 ... 10		

Ambient conditions		
Variant	Basic version	S6
Ambient temperature <sup>1)</sup> [°C]	-20 ... +80	0 ... +150
Corrosion resistance class CRC <sup>2)</sup>	2	2

1) Note operating range of proximity sensors.

2) Corrosion resistance class 2 according to Festo standard 940 070

Components requiring moderate corrosion resistance. Externally visible parts with primarily decorative surface requirements which are in direct contact with a surrounding industrial atmosphere or media such as cooling or lubricating agents.

# Compact cylinders ADVULQ

FESTO

Technical data – Double-acting, non-rotating with square piston rod

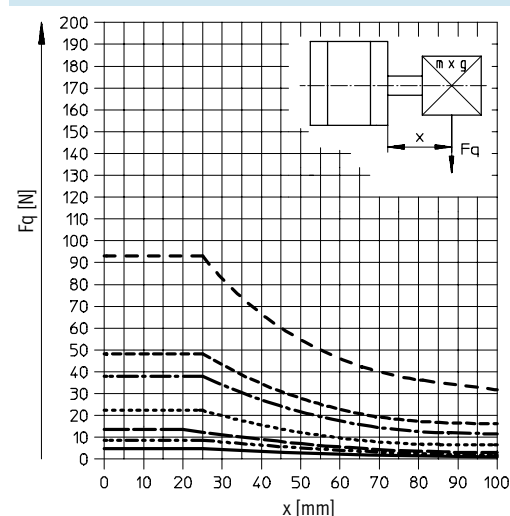
Forces [N] and impact energy [J]										
Piston Ø	12	16	20	25	32	40	50	63	80	100
Theoretical force at 6 bar, advancing	68	121	188	295	483	754	1178	1870	3016	4712
S2/S20	51	90	141	247	415	686	1057	1750	2827	4418
Theoretical force at 6 bar, retracting	51	90	141	247	415	686	1057	1750	2827	4418
S2/S20	51	90	141	247	415	686	1057	1750	2827	4418
Max. impact energy at end positions	0.09	0.10	0.14	0.10	0.40	0.52	0.64	0.70	0.75	1.00
S20	0.01	0.01	0.01	0.01	0.04	0.05	0.06	0.07	0.08	0.10

Technical data – Square piston rod										
Piston Ø	12	16	20	25	32	40	50	63	80	100
Max. torque at the piston rod <sup>1)</sup> [Nm]	0.10	0.20	0.45	0.45	0.80	0.80	1.10	1.10	1.50	3.00
Max. torsional backlash of piston rod [°]	±1.0	±0.9	±0.8	±0.8	±0.6	±0.6	±0.5	±0.5	±0.4	±0.4
Piston rod distortion [°/50 mm]	0.40	0.30	0.25	0.25	0.20	0.20	0.15	0.15	0.15	0.09

1) The max. torque must not be exceeded even when fitting attachments.

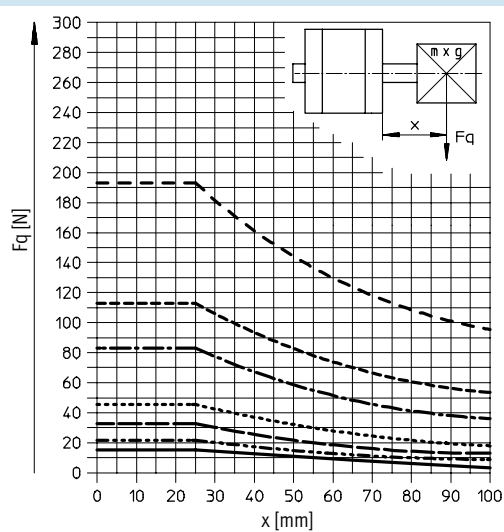
## Max. lateral force $F_q$ as a function of the projection $x$

Piston rod at one end



— Ø 12  
 - - - Ø 16  
 — — — Ø 20/25  
 ······ Ø 32/40  
 — · — · — Ø 50/63  
 - - - - - Ø 80  
 - - - - - Ø 100

Through piston rod



— Ø 12  
 - - - Ø 16  
 — — — Ø 20/25  
 ······ Ø 32/40  
 — · — · — Ø 50/63  
 - - - - - Ø 80  
 - - - - - Ø 100

# Compact cylinders ADVULQ

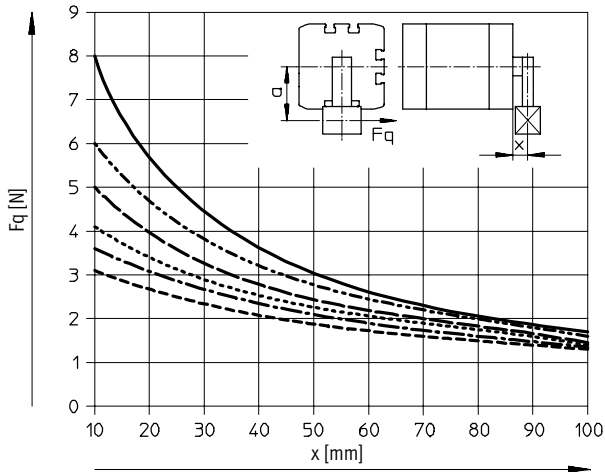
Technical data – Double-acting, non-rotating with square piston rod

FESTO

## Max. lateral force $F_q$ as a function of the projection $x$

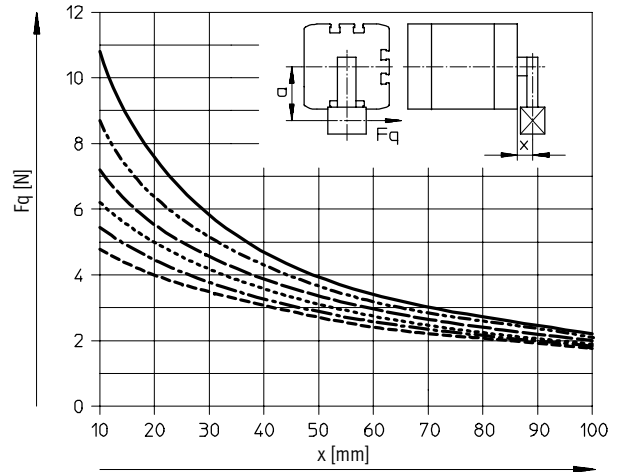
Q – square piston rod

Ø 12



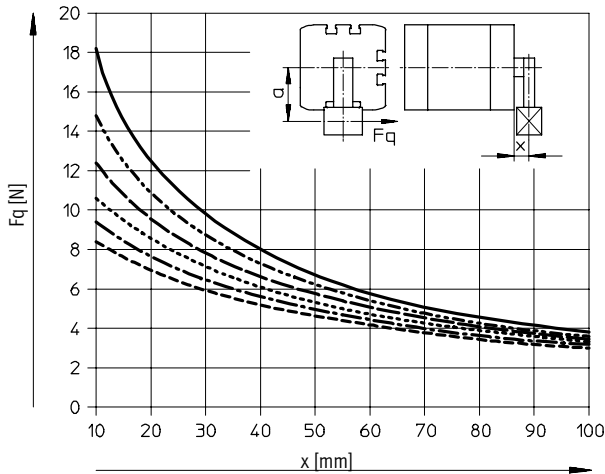
- $a = 5$  mm
- - -  $a = 10$  mm
- · -  $a = 15$  mm
- $a = 20$  mm
- - -  $a = 25$  mm
- - -  $a = 30$  mm

Ø 16



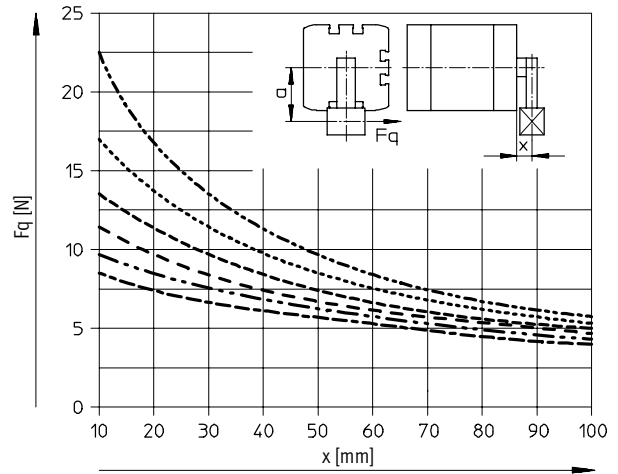
- $a = 5$  mm
- - -  $a = 10$  mm
- · -  $a = 15$  mm
- $a = 20$  mm
- - -  $a = 25$  mm
- - -  $a = 30$  mm

Ø 20/25



- $a = 5$  mm
- - -  $a = 10$  mm
- · -  $a = 15$  mm
- $a = 20$  mm
- - -  $a = 25$  mm
- - -  $a = 30$  mm

Ø 32/40



- - -  $a = 10$  mm
- $a = 20$  mm
- · -  $a = 30$  mm
- - -  $a = 40$  mm
- - -  $a = 50$  mm
- $a = 60$  mm



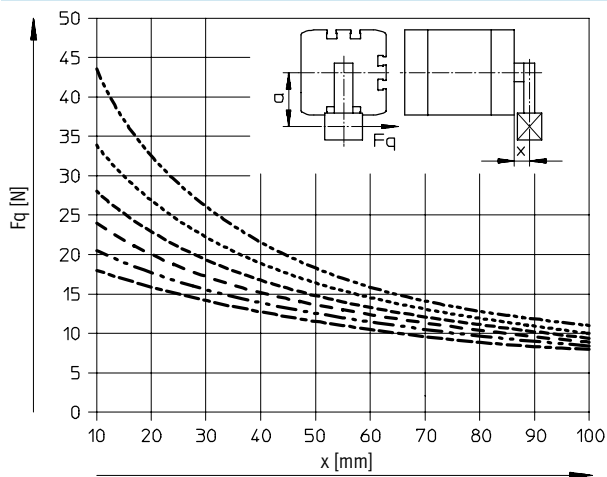
# Compact cylinders ADVULQ

Technical data – Double-acting, non-rotating with square piston rod

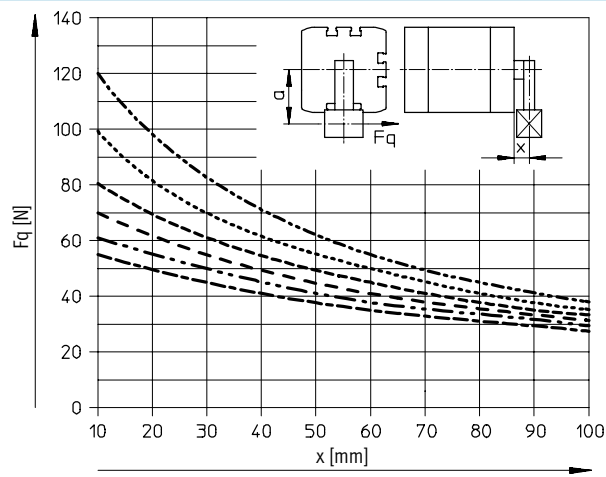


**Max. lateral force  $F_q$  as a function of the projection  $x$**

$\varnothing 50/63$   $\varnothing 80/100$



- a = 10 mm
- a = 20 mm
- a = 30 mm
- a = 40 mm
- a = 50 mm
- a = 60 mm



- a = 10 mm
- a = 20 mm
- a = 30 mm
- a = 40 mm
- a = 50 mm
- a = 60 mm

Weights [g]										
Piston $\varnothing$	12	16	20	25	32	40	50	63	80	100
Product weight with 0 mm stroke	87	89	149	180	300	433	560	1059	1772	2797
Additional weight per 10 mm stroke	15	15	23	28	40	59	72	107	168	177
Moving load with 0 mm stroke	8	12	20	26	49	63	112	134	307	614
Additional load per 10 mm stroke	2	4	6	6	9	9	16	16	25	38

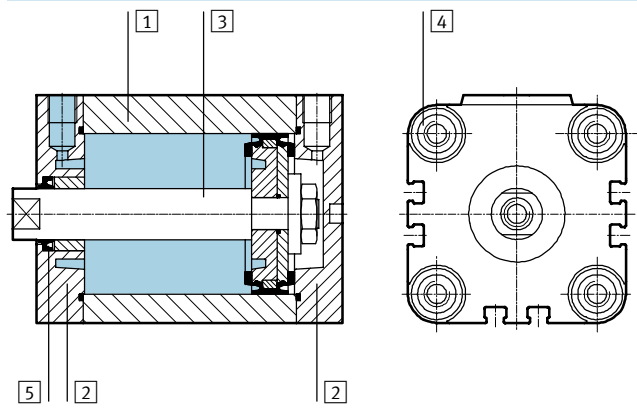
# Compact cylinders ADVULQ

Technical data – Double-acting, non-rotating with square piston rod



## Materials

### Sectional view



Variants	Basic version	S6
1 Cylinder barrel	Wrought aluminium alloy	Wrought aluminium alloy
2 End cap	Wrought aluminium alloy	Wrought aluminium alloy
3 Piston rod	<div> <div>Ø 12 ... 32</div> <div>High-alloy stainless steel</div> </div> <div> <div>Ø 40 ... 100</div> <div>High-alloy steel</div> </div>	<div> <div>Ø 12 ... 32</div> <div>High-alloy stainless steel</div> </div> <div> <div>Ø 40 ... 100</div> <div>High-alloy steel</div> </div>
4 Flange screws	<div> <div>Ø 12 ... 16</div> <div>High-alloy stainless steel</div> </div> <div> <div>Ø 20 ... 100</div> <div>Tempered steel</div> </div>	<div> <div>Ø 12 ... 16</div> <div>High-alloy stainless steel</div> </div> <div> <div>Ø 20 ... 100</div> <div>Tempered steel</div> </div>
5 Dynamic seals	Polyurethane	Fluorocarbon rubber

# Compact cylinders ADVULQ

Technical data – Double-acting, non-rotating with square piston rod

**FESTO**

**Dimensions – Basic cylinder**

Download CAD data → [www.festo.com/en/engineering](http://www.festo.com/en/engineering)

Note  
To attach cylinder Ø 12 and 16 mm from above, use only 2 screws diagonally or non-magnetic screws.

+ = plus stroke length

2 Minimum screw-in depth

Ø [mm]	BG	D1 Ø H9	E	EE	H	L2	L3	L4	PL	RT	T2 -0.2	TG
12	18.5	6	29	M5	1	38	3	16	8	M4	4	18
16	18.5	6	29	M5	1	38	3	16	8	M4	4	18
20	18.5	6	36	M5	1.5	38	4	18	8	M5	4	22
25	18.5	6	40	M5	1.5	39.5	4	18	8	M5	4	26
32	21.5	6	50	G1/8	2	44.5	5	20	8	M6	4	32
40	21.5	6	60	G1/8	2.5	45.5	5	20	8	M6	4	42
50	22	6	68	G1/8	3	45.5	6	20	8	M8	4	50
63	24.5	8	87	G1/8	4	50	8	25	8	M10	4	62
80	27.5	8	107	G1/8	4	56	8	25	8.5	M10	4	82
100	32.5	8	128	G1/4	5	66.5	8	25	10.5	M10	4	103

# Compact cylinders ADVULQ

Technical data – Double-acting, non-rotating with square piston rod

FESTO

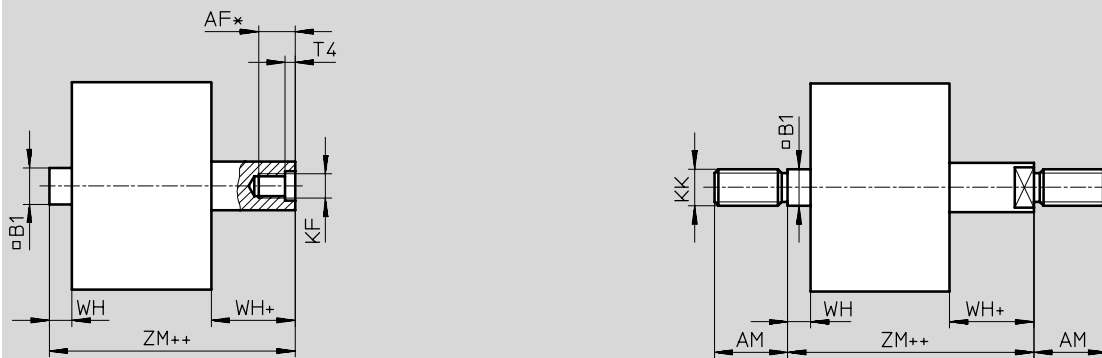
## Dimensions – Variants

Download CAD data → [www.festo.com/en/engineering](http://www.festo.com/en/engineering)

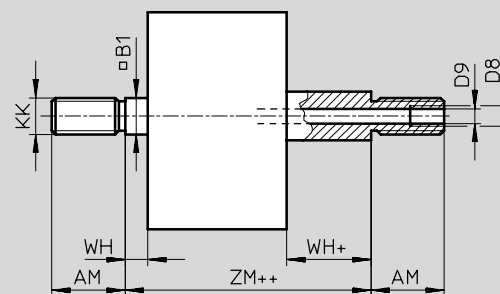
### Basic version



### S2 – Through piston rod



### S20 – Through, hollow piston rod



+ = plus stroke length  
++ = plus 2x stroke length

Ø [mm]	AF	AM	B1 □	D8	D9 Ø	KF	KK	T4	WH	ZJ	ZM
12	8	16	5.5	–	2.3	M3	M6	1.5	4.5	42.5	47
16	10	20	7	–	3.2	M4	M8	1.5	4.5	42.5	47
20 <sup>2)</sup>	12	22	9	–	3.8	M5	M10x1.25	2	4.5	42.5	47
25 <sup>2)</sup>	12	22	9	–	3.8	M5	M10x1.25	2	5.5	45	50.5
32 <sup>2)</sup>	14	22	10	–	4.5	M6	M10x1.25	2.6	6	50.5	56.5
40 <sup>2)</sup>	14	22	10	–	4.5	M6	M10x1.25	2.6	6.5	52	58.5
50 <sup>2)</sup>	16	24	12	–	6	M8	M12x1.25	3.3	7.5	53	60.5
63 <sup>2)</sup>	16	24	12	–	6	M8	M12x1.25	3.3	7.5	57.5	65
80 <sup>2)</sup>	20 <sup>1)</sup>	32	16	G <sup>1</sup> / <sub>8</sub>	8	M10	M16x1.5	4.7	8	64	72
100 <sup>2)</sup>	24 <sup>1)</sup>	40	20	G <sup>1</sup> / <sub>4</sub>	11.7	M12	M20x1.5	6.1	10	76.5	86.5


1) With a stroke < 5 mm, the maximum screw-in depth is reduced by 5 mm.

2) Nut for piston rod thread included in scope of delivery.

# Compact cylinders ADVULQ

FESTO

Technical data – Double-acting, non-rotating with square piston rod

Ordering data – Basic version						
Type	Piston Ø [mm]	Stroke [mm]	Piston rod with female thread		Piston rod with male thread	
			Part No.	Type	Part No.	Type
	12	5	156 672	ADVULQ-12-5-P-A	156 758	ADVULQ-12-5-A-P-A
		10	156 673	ADVULQ-12-10-P-A	156 759	ADVULQ-12-10-A-P-A
		15	156 674	ADVULQ-12-15-P-A	156 760	ADVULQ-12-15-A-P-A
		20	156 675	ADVULQ-12-20-P-A	156 761	ADVULQ-12-20-A-P-A
		25	156 676	ADVULQ-12-25-P-A	156 762	ADVULQ-12-25-A-P-A
		30	156 677	ADVULQ-12-30-P-A	156 763	ADVULQ-12-30-A-P-A
		40	156 678	ADVULQ-12-40-P-A	156 764	ADVULQ-12-40-A-P-A
	16	5	156 679	ADVULQ-16-5-P-A	156 765	ADVULQ-16-5-A-P-A
		10	156 680	ADVULQ-16-10-P-A	156 766	ADVULQ-16-10-A-P-A
		15	156 681	ADVULQ-16-15-P-A	156 767	ADVULQ-16-15-A-P-A
		20	156 682	ADVULQ-16-20-P-A	156 768	ADVULQ-16-20-A-P-A
		25	156 683	ADVULQ-16-25-P-A	156 769	ADVULQ-16-25-A-P-A
		30	156 684	ADVULQ-16-30-P-A	156 770	ADVULQ-16-30-A-P-A
		40	156 685	ADVULQ-16-40-P-A	156 771	ADVULQ-16-40-A-P-A
	20	5	156 686	ADVULQ-20-5-P-A	156 772	ADVULQ-20-5-A-P-A
		10	156 687	ADVULQ-20-10-P-A	156 773	ADVULQ-20-10-A-P-A
		15	156 688	ADVULQ-20-15-P-A	156 774	ADVULQ-20-15-A-P-A
		20	156 689	ADVULQ-20-20-P-A	156 775	ADVULQ-20-20-A-P-A
		25	156 690	ADVULQ-20-25-P-A	156 776	ADVULQ-20-25-A-P-A
		30	156 691	ADVULQ-20-30-P-A	156 777	ADVULQ-20-30-A-P-A
		40	156 692	ADVULQ-20-40-P-A	156 778	ADVULQ-20-40-A-P-A
		50	156 693	ADVULQ-20-50-P-A	156 779	ADVULQ-20-50-A-P-A
	25	5	156 694	ADVULQ-25-5-P-A	156 780	ADVULQ-25-5-A-P-A
		10	156 695	ADVULQ-25-10-P-A	156 781	ADVULQ-25-10-A-P-A
		15	156 696	ADVULQ-25-15-P-A	156 782	ADVULQ-25-15-A-P-A
		20	156 697	ADVULQ-25-20-P-A	156 783	ADVULQ-25-20-A-P-A
		25	156 698	ADVULQ-25-25-P-A	156 784	ADVULQ-25-25-A-P-A
		30	156 699	ADVULQ-25-30-P-A	156 785	ADVULQ-25-30-A-P-A
		40	156 700	ADVULQ-25-40-P-A	156 786	ADVULQ-25-40-A-P-A
		50	156 701	ADVULQ-25-50-P-A	156 787	ADVULQ-25-50-A-P-A
	32	5	156 702	ADVULQ-32-5-P-A	156 788	ADVULQ-32-5-A-P-A
		10	156 703	ADVULQ-32-10-P-A	156 789	ADVULQ-32-10-A-P-A
		15	156 704	ADVULQ-32-15-P-A	156 790	ADVULQ-32-15-A-P-A
		20	156 705	ADVULQ-32-20-P-A	156 791	ADVULQ-32-20-A-P-A
		25	156 706	ADVULQ-32-25-P-A	156 792	ADVULQ-32-25-A-P-A
		30	156 707	ADVULQ-32-30-P-A	156 793	ADVULQ-32-30-A-P-A
		40	156 708	ADVULQ-32-40-P-A	156 794	ADVULQ-32-40-A-P-A
		50	156 709	ADVULQ-32-50-P-A	156 795	ADVULQ-32-50-A-P-A
		60	156 710	ADVULQ-32-60-P-A	156 796	ADVULQ-32-60-A-P-A
		80	156 711	ADVULQ-32-80-P-A	156 797	ADVULQ-32-80-A-P-A


Cylinders with piston rods  
Compact cylinders

2.1

# Compact cylinders ADVULQ

Technical data – Double-acting, non-rotating with square piston rod





FESTO

Ordering data – Basic version						
Type	Piston Ø [mm]	Stroke [mm]	Piston rod with female thread		Piston rod with male thread	
			Part No.	Type	Part No.	Type
	40	5	156 712	ADVULQ-40-5-P-A	156 798	ADVULQ-40-5-A-P-A
		10	156 713	ADVULQ-40-10-P-A	156 799	ADVULQ-40-10-A-P-A
		15	156 714	ADVULQ-40-15-P-A	156 800	ADVULQ-40-15-A-P-A
		20	156 715	ADVULQ-40-20-P-A	156 801	ADVULQ-40-20-A-P-A
		25	156 716	ADVULQ-40-25-P-A	156 802	ADVULQ-40-25-A-P-A
		30	156 717	ADVULQ-40-30-P-A	156 803	ADVULQ-40-30-A-P-A
		40	156 718	ADVULQ-40-40-P-A	156 804	ADVULQ-40-40-A-P-A
		50	156 719	ADVULQ-40-50-P-A	156 805	ADVULQ-40-50-A-P-A
		60	156 720	ADVULQ-40-60-P-A	156 806	ADVULQ-40-60-A-P-A
		80	156 721	ADVULQ-40-80-P-A	156 807	ADVULQ-40-80-A-P-A
	50	10	156 722	ADVULQ-50-10-P-A	156 808	ADVULQ-50-10-A-P-A
		15	156 723	ADVULQ-50-15-P-A	156 809	ADVULQ-50-15-A-P-A
		20	156 724	ADVULQ-50-20-P-A	156 810	ADVULQ-50-20-A-P-A
		25	156 725	ADVULQ-50-25-P-A	156 811	ADVULQ-50-25-A-P-A
		30	156 726	ADVULQ-50-30-P-A	156 812	ADVULQ-50-30-A-P-A
		40	156 727	ADVULQ-50-40-P-A	156 813	ADVULQ-50-40-A-P-A
		50	156 728	ADVULQ-50-50-P-A	156 814	ADVULQ-50-50-A-P-A
		60	156 729	ADVULQ-50-60-P-A	156 815	ADVULQ-50-60-A-P-A
		80	156 730	ADVULQ-50-80-P-A	156 816	ADVULQ-50-80-A-P-A
	63	10	156 731	ADVULQ-63-10-P-A	156 817	ADVULQ-63-10-A-P-A
		15	156 732	ADVULQ-63-15-P-A	156 818	ADVULQ-63-15-A-P-A
		20	156 733	ADVULQ-63-20-P-A	156 819	ADVULQ-63-20-A-P-A
		25	156 734	ADVULQ-63-25-P-A	156 820	ADVULQ-63-25-A-P-A
		30	156 735	ADVULQ-63-30-P-A	156 821	ADVULQ-63-30-A-P-A
		40	156 736	ADVULQ-63-40-P-A	156 822	ADVULQ-63-40-A-P-A
		50	156 737	ADVULQ-63-50-P-A	156 823	ADVULQ-63-50-A-P-A
		60	156 738	ADVULQ-63-60-P-A	156 824	ADVULQ-63-60-A-P-A
		80	156 739	ADVULQ-63-80-P-A	156 825	ADVULQ-63-80-A-P-A
	80	10	156 740	ADVULQ-80-10-P-A	156 826	ADVULQ-80-10-A-P-A
		15	156 741	ADVULQ-80-15-P-A	156 827	ADVULQ-80-15-A-P-A
		20	156 742	ADVULQ-80-20-P-A	156 828	ADVULQ-80-20-A-P-A
		25	156 743	ADVULQ-80-25-P-A	156 829	ADVULQ-80-25-A-P-A
		30	156 744	ADVULQ-80-30-P-A	156 830	ADVULQ-80-30-A-P-A
		40	156 745	ADVULQ-80-40-P-A	156 831	ADVULQ-80-40-A-P-A
		50	156 746	ADVULQ-80-50-P-A	156 832	ADVULQ-80-50-A-P-A
		60	156 747	ADVULQ-80-60-P-A	156 833	ADVULQ-80-60-A-P-A
		80	156 748	ADVULQ-80-80-P-A	156 834	ADVULQ-80-80-A-P-A
	100	10	156 749	ADVULQ-100-10-P-A	156 835	ADVULQ-100-10-A-P-A
		15	156 750	ADVULQ-100-15-P-A	156 836	ADVULQ-100-15-A-P-A
		20	156 751	ADVULQ-100-20-P-A	156 837	ADVULQ-100-20-A-P-A
		25	156 752	ADVULQ-100-25-P-A	156 838	ADVULQ-100-25-A-P-A
		30	156 753	ADVULQ-100-30-P-A	156 839	ADVULQ-100-30-A-P-A
		40	156 754	ADVULQ-100-40-P-A	156 840	ADVULQ-100-40-A-P-A
		50	156 755	ADVULQ-100-50-P-A	156 841	ADVULQ-100-50-A-P-A
		60	156 756	ADVULQ-100-60-P-A	156 842	ADVULQ-100-60-A-P-A
		80	156 757	ADVULQ-100-80-P-A	156 843	ADVULQ-100-80-A-P-A

# Compact cylinders ADVULQ

FESTO



Technical data – Double-acting, non-rotating with square piston rod

Ordering data – Variants						
Type	Piston Ø [mm]	Stroke [mm]	Piston rod with female thread		Piston rod with male thread	
			Part No.	Type	Part No.	Type
X stroke						
	12	1 ... 200	156 100	ADVULQ-12-...-P-A	156 140	ADVULQ-12-...-A-P-A
	16	1 ... 200	156 101	ADVULQ-16-...-P-A	156 141	ADVULQ-16-...-A-P-A
	20	1 ... 200	156 102	ADVULQ-20-...-P-A	156 142	ADVULQ-20-...-A-P-A
	25	1 ... 200	156 103	ADVULQ-25-...-P-A	156 143	ADVULQ-25-...-A-P-A
	32	1 ... 300	156 104	ADVULQ-32-...-P-A	156 144	ADVULQ-32-...-A-P-A
	40	1 ... 300	156 105	ADVULQ-40-...-P-A	156 145	ADVULQ-40-...-A-P-A
	50	1 ... 300	156 106	ADVULQ-50-...-P-A	156 146	ADVULQ-50-...-A-P-A
	63	1 ... 300	156 107	ADVULQ-63-...-P-A	156 147	ADVULQ-63-...-A-P-A
	80	1 ... 400	156 108	ADVULQ-80-...-P-A	156 148	ADVULQ-80-...-A-P-A
	100	1 ... 400	156 109	ADVULQ-100-...-P-A	156 149	ADVULQ-100-...-A-P-A
S2 – Through piston rod						
	12	1 ... 200	156 110	ADVULQ-12-...-P-A-S2	156 150	ADVULQ-12-...-A-P-A-S2
	16	1 ... 200	156 111	ADVULQ-16-...-P-A-S2	156 151	ADVULQ-16-...-A-P-A-S2
	20	1 ... 200	156 112	ADVULQ-20-...-P-A-S2	156 152	ADVULQ-20-...-A-P-A-S2
	25	1 ... 200	156 113	ADVULQ-25-...-P-A-S2	156 153	ADVULQ-25-...-A-P-A-S2
	32	1 ... 300	156 114	ADVULQ-32-...-P-A-S2	156 154	ADVULQ-32-...-A-P-A-S2
	40	1 ... 300	156 115	ADVULQ-40-...-P-A-S2	156 155	ADVULQ-40-...-A-P-A-S2
	50	1 ... 300	156 116	ADVULQ-50-...-P-A-S2	156 156	ADVULQ-50-...-A-P-A-S2
	63	1 ... 300	156 117	ADVULQ-63-...-P-A-S2	156 157	ADVULQ-63-...-A-P-A-S2
	80	1 ... 400	156 118	ADVULQ-80-...-P-A-S2	156 158	ADVULQ-80-...-A-P-A-S2
	100	1 ... 400	156 119	ADVULQ-100-...-P-A-S2	156 159	ADVULQ-100-...-A-P-A-S2
S6 – Heat resistant up to 150 °C						
	12	1 ... 200	156 130	ADVULQ-12-...-P-A-S6	156 190	ADVULQ-12-...-A-P-A-S6
	16	1 ... 200	156 131	ADVULQ-16-...-P-A-S6	156 191	ADVULQ-16-...-A-P-A-S6
	20	1 ... 200	156 132	ADVULQ-20-...-P-A-S6	156 192	ADVULQ-20-...-A-P-A-S6
	25	1 ... 200	156 133	ADVULQ-25-...-P-A-S6	156 193	ADVULQ-25-...-A-P-A-S6
	32	1 ... 300	156 134	ADVULQ-32-...-P-A-S6	156 194	ADVULQ-32-...-A-P-A-S6
	40	1 ... 300	156 135	ADVULQ-40-...-P-A-S6	156 195	ADVULQ-40-...-A-P-A-S6
	50	1 ... 300	156 136	ADVULQ-50-...-P-A-S6	156 196	ADVULQ-50-...-A-P-A-S6
	63	1 ... 300	156 137	ADVULQ-63-...-P-A-S6	156 197	ADVULQ-63-...-A-P-A-S6
	80	1 ... 400	156 138	ADVULQ-80-...-P-A-S6	156 198	ADVULQ-80-...-A-P-A-S6
	100	1 ... 400	156 139	ADVULQ-100-...-P-A-S6	156 199	ADVULQ-100-...-A-P-A-S6
S26 – Through piston rod, heat resistant up to 150 °C						
	12	1 ... 200	156 120	ADVULQ-12-...-P-A-S26	156 180	ADVULQ-12-...-A-P-A-S26
	16	1 ... 200	156 121	ADVULQ-16-...-P-A-S26	156 181	ADVULQ-16-...-A-P-A-S26
	20	1 ... 200	156 122	ADVULQ-20-...-P-A-S26	156 182	ADVULQ-20-...-A-P-A-S26
	25	1 ... 200	156 123	ADVULQ-25-...-P-A-S26	156 183	ADVULQ-25-...-A-P-A-S26
	32	1 ... 300	156 124	ADVULQ-32-...-P-A-S26	156 184	ADVULQ-32-...-A-P-A-S26
	40	1 ... 300	156 125	ADVULQ-40-...-P-A-S26	156 185	ADVULQ-40-...-A-P-A-S26
	50	1 ... 300	156 126	ADVULQ-50-...-P-A-S26	156 186	ADVULQ-50-...-A-P-A-S26
	63	1 ... 300	156 127	ADVULQ-63-...-P-A-S26	156 187	ADVULQ-63-...-A-P-A-S26
	80	1 ... 400	156 128	ADVULQ-80-...-P-A-S26	156 188	ADVULQ-80-...-A-P-A-S26
	100	1 ... 400	156 129	ADVULQ-100-...-P-A-S26	156 189	ADVULQ-100-...-A-P-A-S26

# Compact cylinders ADVULQ

FESTO

Technical data – Double-acting, non-rotating with square piston rod

Ordering data – Variants						
Type	Piston Ø [mm]	Stroke [mm]	Piston rod with female thread		Piston rod with male thread	
			Part No.	Type	Part No.	Type
S20 – Through, hollow piston rod						
	16	1 ... 200	–	–	156 161	ADVULQ-16-...-A-P-A-S20
	20	1 ... 200			156 162	ADVULQ-20-...-A-P-A-S20
	25	1 ... 200			156 163	ADVULQ-25-...-A-P-A-S20
	32	1 ... 300			156 164	ADVULQ-32-...-A-P-A-S20
	40	1 ... 300			156 165	ADVULQ-40-...-A-P-A-S20
	50	1 ... 300			156 166	ADVULQ-50-...-A-P-A-S20
	63	1 ... 300			156 167	ADVULQ-63-...-A-P-A-S20
	80	1 ... 400			156 168	ADVULQ-80-...-A-P-A-S20
	100	1 ... 400			156 169	ADVULQ-100-...-A-P-A-S20
S206 – Through, hollow piston rod, heat resistant up to 150 °C						
	16	1 ... 200	–	–	156 171	ADVULQ-16-...-A-P-A-S206
	20	1 ... 200			156 172	ADVULQ-20-...-A-P-A-S206
	25	1 ... 200			156 173	ADVULQ-25-...-A-P-A-S206
	32	1 ... 300			156 174	ADVULQ-32-...-A-P-A-S206
	40	1 ... 300			156 175	ADVULQ-40-...-A-P-A-S206
	50	1 ... 300			156 176	ADVULQ-50-...-A-P-A-S206
	63	1 ... 300			156 177	ADVULQ-63-...-A-P-A-S206
	80	1 ... 400			156 178	ADVULQ-80-...-A-P-A-S206
	100	1 ... 400			156 179	ADVULQ-100-...-A-P-A-S206

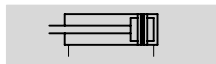


# Compact cylinders ADVU-...-S1

Technical data – Double-acting, reinforced piston rod

**FESTO**

## Function



- Ø - Diameter  
25, 40, 63, 100 mm

- I - Stroke length  
1 ... 2000 mm

- - [www.festo.com/en/Spare\\_parts\\_service](http://www.festo.com/en/Spare_parts_service)



ADVU-...-P-A-S1

Cylinders with piston rods  
Compact cylinders

2.1

General technical data				
Piston Ø	25	40	63	100
Pneumatic connection	M5	M5	G1/8	G1/4
End of piston rod Female thread	M5	M8	M10	M12
Operating medium	Filtered compressed air, lubricated or unlubricated			
Constructional design	Piston			
	Piston rod			
Cushioning	Non-adjustable at both ends			
Position sensing	Via proximity sensor			
Type of mounting	Via through-holes			
	Via female thread			
	Via accessories			
Mounting position	Any			

Operating conditions				
Piston Ø	25	40	63	100
Operating pressure [bar]	0.8 ... 10	0.8 ... 10	0.6 ... 10	0.6 ... 10
Ambient temperature [°C]	-20 ... +80 (observe operating range of proximity sensors)			
Corrosion resistance class CRC <sup>1)</sup>	2			

1) Corrosion resistance class 2 according to Festo standard 940 070

Components requiring moderate corrosion resistance. Externally visible parts with primarily decorative surface requirements which are in direct contact with a surrounding industrial atmosphere or media such as cooling or lubricating agents.

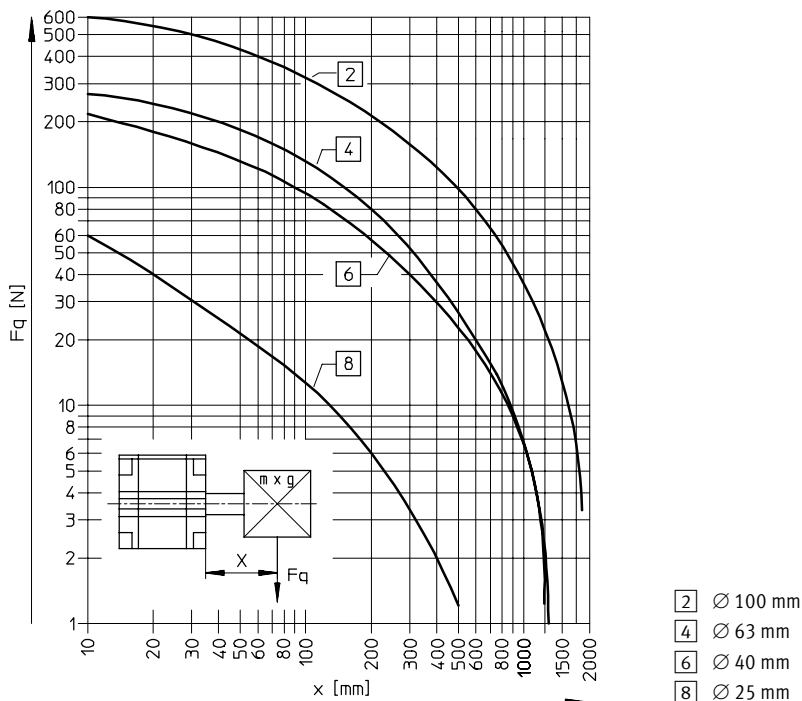
Forces [N] and impact energy [J]				
Piston Ø	25	40	63	100
Theoretical force at 6 bar, advancing	295	754	1870	4712
Theoretical force at 6 bar, retracting	247	633	1682	4418
Max. impact energy at end positions	0.10	0.52	0.70	1.00

# Compact cylinders ADVU-...-S1

Technical data – Double-acting, reinforced piston rod

FESTO

Max. lateral force  $F_q$  as a function of the projection  $x$

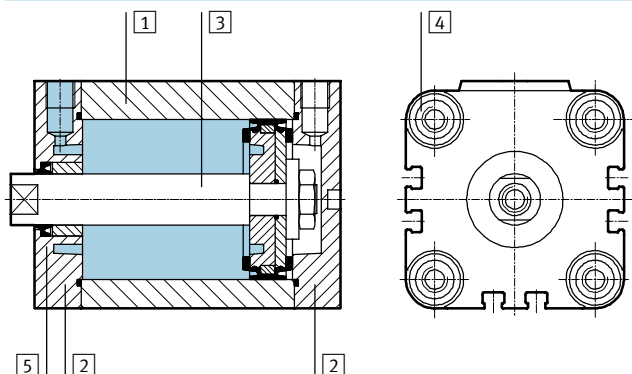


## Weights [g]

Piston Ø	25	40	63	100
Product weight with 0 mm stroke	250	550	800	3500
Additional weight per 10 mm stroke	36	74	140	200
Moving load with 0 mm stroke	26	63	134	614
Additional load per 10 mm stroke	6	16	25	38

## Materials

Sectional view



## Cylinder

1	Cylinder barrel	Wrought aluminium alloy
2	End cap	Wrought aluminium alloy
3	Piston rod	High-alloy stainless steel
	Ø 25	
	Ø 40, 63, 100	High-alloy steel
4	Flange screws	Tempered steel
5	Dynamic seals	Polyurethane

# Compact cylinders ADVU-...-S1

Technical data – Double-acting, reinforced piston rod

**FESTO**

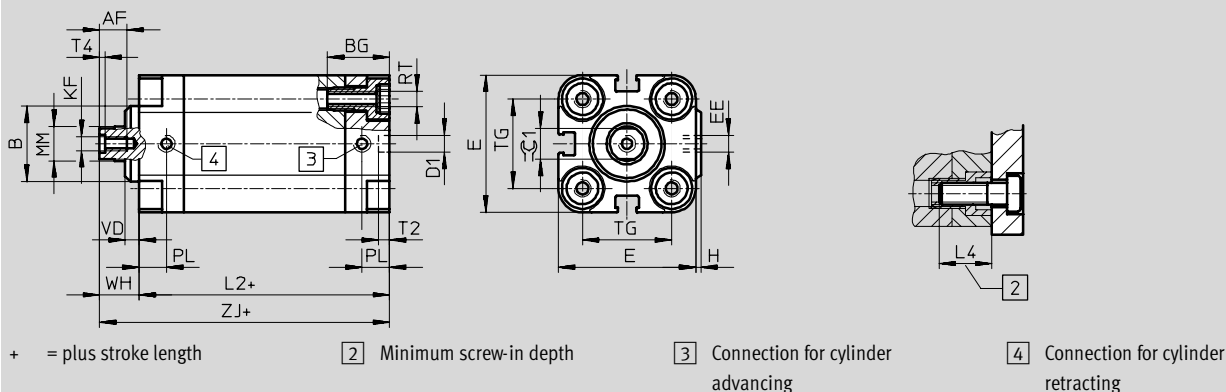
Cylinders with piston rods  
Compact cylinders

2.1

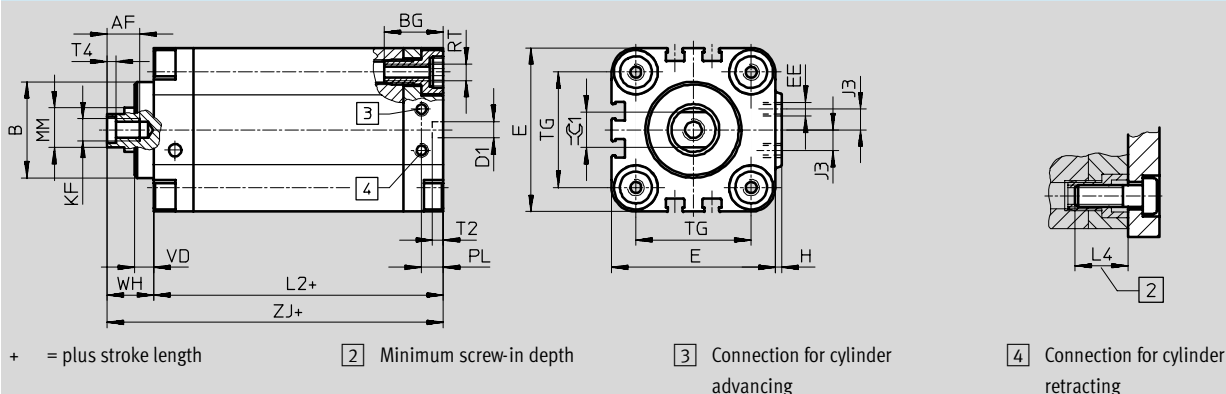
## Dimensions – Basic cylinder

Download CAD data → [www.festo.com/en/engineering](http://www.festo.com/en/engineering)

Piston Ø 25 mm



Piston Ø 40, 63, 100 mm



Ø [mm]	AF	B Ø	BG	D1 Ø H9	E	EE	H	J3	KF	L2	L4
25	10	22	18.5	6	40	M5	1.5	–	M5	45.5	18
40	12	35	21.5	6	60	M5	2.5	7.5	M8	52.5	20
63	16	42	24.5	8	87	G1/8	4	10.5	M10	58	25
100	20	55	32.5	8	128	G1/4	5	14.5	M12	77.5	25

Ø [mm]	MM Ø	PL	RT	T2 –0.2	T4	TG	VD	WH	ZJ	≈G1 h13
25	10	8	M5	4	2	26	4	11.5	57	9
40	16	8	M6	4	3.3	42	7	16.5	69	13
63	20	8	M10	4	4.7	62	11.5	21.5	79.5	17
100	25	10.5	M10	4	6.1	103	15	27	104.5	22

## Ordering data

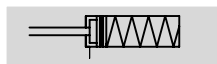
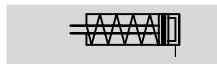
Type	Piston Ø [mm]	Stroke [mm]	Part No.	Type
→	25	1 ... 500	161 155	ADVU-25-...-P-A-S1
	40	1 ... 2000	161 156	ADVU-40-...-P-A-S1
	63	1 ... 2000	161 157	ADVU-63-...-P-A-S1
	100	1 ... 2000	161 158	ADVU-100-...-P-A-S1


# Compact cylinders AEVU/AEVUZ

Technical data – Single-acting, basic version

**FESTO**

## Function



- $\varnothing$  - Diameter  
12 ... 100
- $\text{---}$  - Stroke length  
1 ... 25
-  - [www.festo.com/en/Spare\\_parts\\_service](http://www.festo.com/en/Spare_parts_service)

Wearing parts kits  
→ 1 / 2.1-45

## Variants




S2

S6

S26


S20

S206



AEVU-...-P-A

AEVU-...-A-P-A



AEVU-...-P-A-S2

AEVU-...-A-P-A-S20

Design										
Piston $\varnothing$	12	16	20	25	32	40	50	63	80	100
Pneumatic connection	M5	M5	M5	M5	G $\frac{1}{8}$	G $\frac{1}{8}$	G $\frac{1}{8}$	G $\frac{1}{8}$	G $\frac{1}{8}$	G $\frac{1}{4}$
End of piston rod	Female thread	M3	M4	M5	M5	M6	M6	M8	M8	M10
	Male thread	M6	M8	M10x1.25				M12x1.25	M16x1.5	M20x1.5
Operating medium	Filtered compressed air, lubricated or unlubricated									
Constructional design	Piston									
	Piston rod									
Cushioning	Non-adjustable at both ends									
Position sensing	Via proximity sensor									
Type of mounting	Via through-holes									
	Via female thread									
	Via accessories									
Mounting position	Any									

Operating pressure [bar]										
Piston $\varnothing$	12	16	20	25	32	40	50	63	80	100
Pushing variant AEVU										
Piston rod at one end	1.5 ... 10	1.3 ... 10	1.0 ... 10		0.8 ... 10			0.6 ... 10		
Through piston rod S2/S20	1.7 ... 10	1.5 ... 10	1.4 ... 10		1.2 ... 10			1.0 ... 10		
Pulling variant AEVUZ										
Piston rod at one end	1.5 ... 10	1.3 ... 10	1.0 ... 10		0.8 ... 10					

Ambient conditions		
Variant	Basic version	S6
Ambient temperature <sup>1)</sup> [°C]	-20 ... +80	0 ... +150
Corrosion resistance class CRC <sup>2)</sup>	2	2

1) Note operating range of proximity sensors.

2) Corrosion resistance class 2 according to Festo standard 940 070

Components requiring moderate corrosion resistance. Externally visible parts with primarily decorative surface requirements which are in direct contact with a surrounding industrial atmosphere or media such as cooling or lubricating agents.

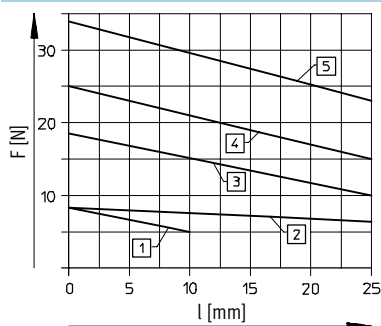
# Compact cylinders AEVU/AEVUZ

Technical data – Single-acting, basic version

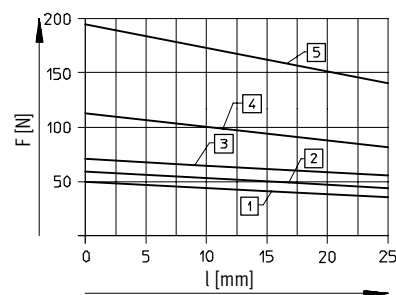
**FESTO**

Forces [N]										
Piston Ø	12	16	20	25	32	40	50	63	80	100
Pushing variant AEVU										
Theoretical force at 6 bar,	59	111	171	269	450	704	1121	1799	2902	4516
advancing S2/S20	42	81	123	221	382	636	999	1679	2733	4222
Pulling variant AEVUZ										
Theoretical force at 6 bar,	42	81	123	221	382	636	999	1679	2733	4222
advancing										

## Spring return force F as a function of the stroke l



- 1 AEVU/AEVUZ-12
- 2 AEVU/AEVUZ-16
- 3 AEVU/AEVUZ-20
- 4 AEVU/AEVUZ-25
- 5 AEVU/AEVUZ-32



- 1 AEVU/AEVUZ-40
- 2 AEVU/AEVUZ-50
- 3 AEVU/AEVUZ-63
- 4 AEVU/AEVUZ-80
- 5 AEVU/AEVUZ-100

Weights [g]										
Piston Ø	12	16	20	25	32	40	50	63	80	100
Product weight with 0 mm stroke	87	89	149	180	300	433	560	1059	1772	2797
Additional weight per 10 mm stroke	15	15	23	28	40	59	72	107	168	177
Moving load with 0 mm stroke										
Additional load per 10 mm stroke	2	4	6	6	9	9	16	16	25	38

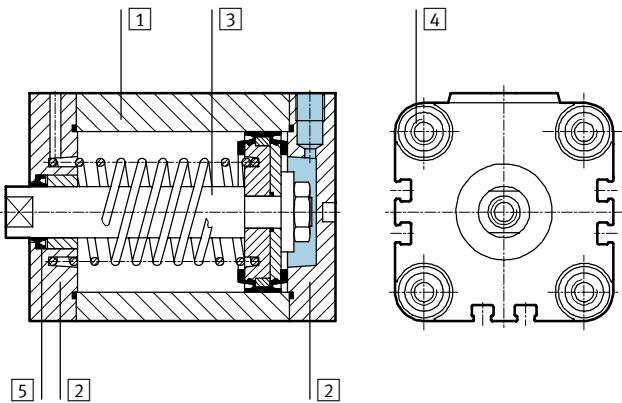
# Compact cylinders AEVU/AEVUZ

Technical data – Single-acting, basic version

FESTO

## Materials

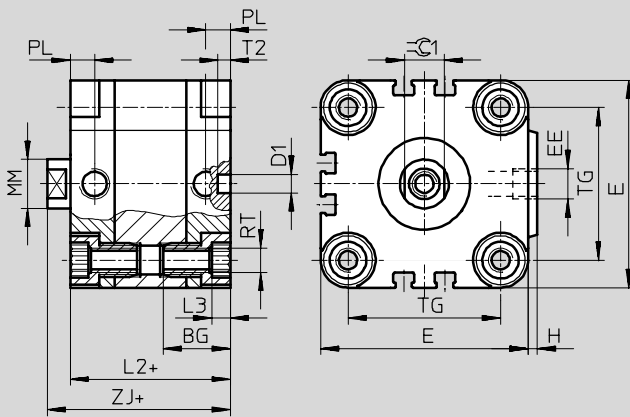
Sectional view



Variants	Basic version	S6
1 Cylinder barrel	Wrought aluminium alloy	Wrought aluminium alloy
2 End cap	Wrought aluminium alloy	Wrought aluminium alloy
3 Piston rod	Ø 12 ... 32 High-alloy stainless steel	High-alloy stainless steel
	Ø 40 ... 100 High-alloy steel	High-alloy steel
4 Flange screws	Ø 12 ... 16 High-alloy stainless steel	High-alloy stainless steel
	Ø 20 ... 100 Tempered steel	Tempered steel
5 Dynamic seals	Polyurethane	Fluorocarbon rubber

## Dimensions – Basic cylinder

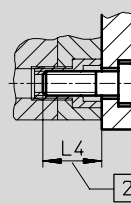
Download CAD data → [www.festo.com/en/engineering](http://www.festo.com/en/engineering)



Note

To attach cylinder Ø 12 and 16 mm from above, use only 2 screws diagonally or non-magnetic screws.

+ = plus stroke length



2 Minimum screw-in depth

Ø [mm]	BG	D1 Ø H9	E	EE	H	L2	L3	L4	MM Ø	PL	RT	T2	TG	ZJ	⌀C1 h13
12	18.5	6	29	M5	1	38	3	16	6	8	M4	4	18	42.5	5
16	18.5	6	29	M5	1	38	3	16	8	8	M4	4	18	42.5	7
20	18.5	6	36	M5	1.5	38	4	18	10	8	M5	4	22	42.5	9
25	18.5	6	40	M5	1.5	39.5	4	18	10	8	M5	4	26	45	9
32	21.5	6	50	G1/8	2	44.5	5	20	12	8	M6	4	32	50.5	10
40	21.5	6	60	G1/8	2.5	45.5	5	20	12	8	M6	4	42	52	10
50	22	6	68	G1/8	3	45.5	6	20	16	8	M8	4	50	53	13
63	24.5	8	87	G1/8	4	50	8	25	16	8	M10	4	62	57.5	13
80	27.5	8	107	G1/8	4	56	8	25	20	8.5	M10	4	82	64	17
100	32.5	8	128	G1/4	5	66.5	8	25	25	10.5	M10	4	103	76.5	22

# Compact cylinders AEVU/AEUVZ

Technical data – Single-acting, basic version

**FESTO**

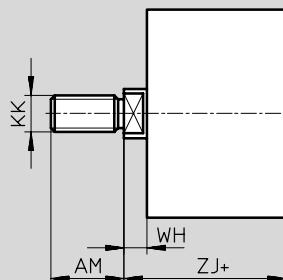
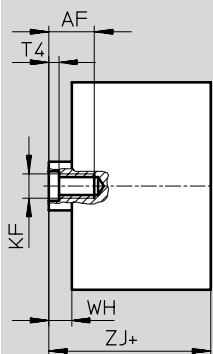
Cylinders with piston rods  
Compact cylinders

2.1

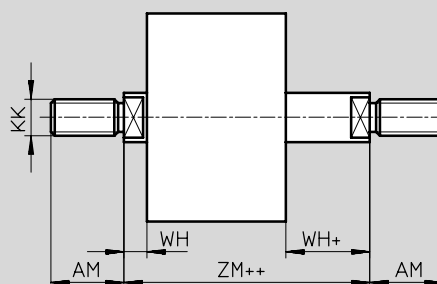
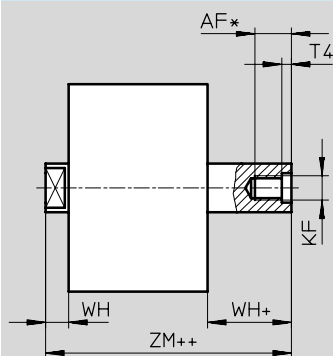
## Dimensions – Pushing variants, AEVU

Download CAD data → [www.festo.com/en/engineering](http://www.festo.com/en/engineering)

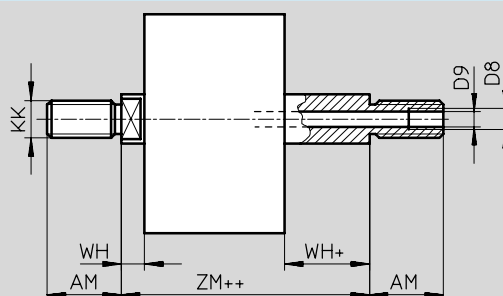
### Basic version



### S2 – Through piston rod



### S20 – Through, hollow piston rod



+ = plus stroke length  
++ = plus 2x stroke length

Ø [mm]	AF	AM	D8	D9 Ø	KF	KK	T4	WH	ZJ	ZM
12	8	16	–	2.3	M3	M6	1.5	4.5	42.5	47
16	10	20	–	3.2	M4	M8	1.5	4.5	42.5	47
20 <sup>2)</sup>	12	22	–	3.8	M5	M10x1.25	2	4.5	42.5	47
25 <sup>2)</sup>	12	22	–	3.8	M5	M10x1.25	2	5.5	45	50.5
32 <sup>2)</sup>	14	22	–	4.5	M6	M10x1.25	2.6	6	50.5	56.5
40 <sup>2)</sup>	14	22	–	4.5	M6	M10x1.25	2.6	6.5	52	58.5
50 <sup>2)</sup>	16	24	–	6	M8	M12x1.25	3.3	7.5	53	60.5
63 <sup>2)</sup>	16	24	–	6	M8	M12x1.25	3.3	7.5	57.5	65
80 <sup>2)</sup>	20 <sup>1)</sup>	32	G1/8	8	M10	M16x1.5	4.7	8	64	72
100 <sup>2)</sup>	24 <sup>1)</sup>	40	G1/4	11.7	M12	M20x1.5	6.1	10	76.5	86.5

1) With a stroke < 5 mm, the maximum screw-in depth is reduced by 5 mm.

2) Nut for piston rod thread included in scope of delivery.

# Compact cylinders AEVU/AEVUZ

Technical data – Single-acting, basic version

**FESTO**

## Dimensions – Pulling variants, AEVUZ

Download CAD data → [www.festo.com/en/engineering](http://www.festo.com/en/engineering)



+ = plus stroke length  
++ = plus 2x stroke length

Ø [mm]	AF	AM	KF	KK	T4	WH	ZJ
12	8	16	M3	M6	1.5	4.5	42.5
16	10	20	M4	M8	1.5	4.5	42.5
20 <sup>1)</sup>	12	22	M5	M10x1.25	2	4.5	42.5
25 <sup>1)</sup>	12	22	M5	M10x1.25	2	5.5	45
32 <sup>1)</sup>	14	22	M6	M10x1.25	2.6	6	50.5
40 <sup>1)</sup>	14	22	M6	M10x1.25	2.6	6.5	52
50 <sup>1)</sup>	16	24	M8	M12x1.25	3.3	7.5	53
63 <sup>1)</sup>	16	24	M8	M12x1.25	3.3	7.5	57.5
80 <sup>1)</sup>	20	32	M10	M16x1.5	4.7	8	64
100 <sup>1)</sup>	24	40	M12	M20x1.5	6.1	10	76.5


1) Nut for piston rod thread included in scope of delivery.



# Compact cylinders AEVU/AEVUZ

Technical data – Single-acting, basic version

**FESTO**

Ordering data – Pushing variants, basic version, AEVU					
Type	Piston Ø [mm]	Stroke [mm]	Piston rod with female thread		Piston rod with male thread
			Part No.	Type	Part No. Type
	12	5	156 930	AEVU-12-5-P-A	156 976 AEVU-12-5-A-P-A
		10	156 931	AEVU-12-10-P-A	156 977 AEVU-12-10-A-P-A
	16	5	156 935	AEVU-16-5-P-A	156 981 AEVU-16-5-A-P-A
		10	156 936	AEVU-16-10-P-A	156 982 AEVU-16-10-A-P-A
		15	156 937	AEVU-16-15-P-A	156 983 AEVU-16-15-A-P-A
		20	156 938	AEVU-16-20-P-A	156 984 AEVU-16-20-A-P-A
		25	156 939	AEVU-16-25-P-A	156 985 AEVU-16-25-A-P-A
	20	5	156 940	AEVU-20-5-P-A	156 986 AEVU-20-5-A-P-A
		10	156 941	AEVU-20-10-P-A	156 987 AEVU-20-10-A-P-A
		15	156 942	AEVU-20-15-P-A	156 988 AEVU-20-15-A-P-A
		20	156 943	AEVU-20-20-P-A	156 989 AEVU-20-20-A-P-A
		25	156 944	AEVU-20-25-P-A	156 990 AEVU-20-25-A-P-A
	25	5	156 945	AEVU-25-5-P-A	156 991 AEVU-25-5-A-P-A
		10	156 946	AEVU-25-10-P-A	156 992 AEVU-25-10-A-P-A
		15	156 947	AEVU-25-15-P-A	156 993 AEVU-25-15-A-P-A
		20	156 948	AEVU-25-20-P-A	156 994 AEVU-25-20-A-P-A
		25	156 949	AEVU-25-25-P-A	156 995 AEVU-25-25-A-P-A
	32	5	156 950	AEVU-32-5-P-A	156 996 AEVU-32-5-A-P-A
		10	156 951	AEVU-32-10-P-A	156 997 AEVU-32-10-A-P-A
		15	156 952	AEVU-32-15-P-A	156 998 AEVU-32-15-A-P-A
		20	156 953	AEVU-32-20-P-A	156 999 AEVU-32-20-A-P-A
		25	156 954	AEVU-32-25-P-A	157 000 AEVU-32-25-A-P-A
	40	5	156 955	AEVU-40-5-P-A	157 001 AEVU-40-5-A-P-A
		10	156 956	AEVU-40-10-P-A	157 002 AEVU-40-10-A-P-A
		15	156 957	AEVU-40-15-P-A	157 003 AEVU-40-15-A-P-A
		20	156 958	AEVU-40-20-P-A	157 004 AEVU-40-20-A-P-A
		25	156 959	AEVU-40-25-P-A	157 005 AEVU-40-25-A-P-A
	50	10	156 960	AEVU-50-10-P-A	157 006 AEVU-50-10-A-P-A
		15	156 961	AEVU-50-15-P-A	157 007 AEVU-50-15-A-P-A
		20	156 962	AEVU-50-20-P-A	157 008 AEVU-50-20-A-P-A
		25	156 963	AEVU-50-25-P-A	157 009 AEVU-50-25-A-P-A
	63	10	156 964	AEVU-63-10-P-A	157 010 AEVU-63-10-A-P-A
		15	156 965	AEVU-63-15-P-A	157 011 AEVU-63-15-A-P-A
		20	156 966	AEVU-63-20-P-A	157 012 AEVU-63-20-A-P-A
		25	156 967	AEVU-63-25-P-A	157 013 AEVU-63-25-A-P-A
	80	10	156 968	AEVU-80-10-P-A	157 014 AEVU-80-10-A-P-A
		15	156 969	AEVU-80-15-P-A	157 015 AEVU-80-15-A-P-A
		20	156 970	AEVU-80-20-P-A	157 016 AEVU-80-20-A-P-A
		25	156 971	AEVU-80-25-P-A	157 017 AEVU-80-25-A-P-A
	100	10	156 972	AEVU-100-10-P-A	157 018 AEVU-100-10-A-P-A
		15	156 973	AEVU-100-15-P-A	157 019 AEVU-100-15-A-P-A
		20	156 974	AEVU-100-20-P-A	157 020 AEVU-100-20-A-P-A
		25	156 975	AEVU-100-25-P-A	157 021 AEVU-100-25-A-P-A





Cylinders with piston rods  
Compact cylinders

2.1

# Compact cylinders AEVU/AEVUZ

Technical data – Single-acting, basic version

FESTO

Ordering data – Pushing variants, AEVU						
Type	Piston Ø [mm]	Stroke [mm]	Piston rod with female thread		Piston rod with male thread	
			Part No.	Type	Part No.	Type
X stroke						
	12	1 ... 10	156 220	AEVU-12-...-P-A	156 260	AEVU-12-...-A-P-A
	16	1 ... 25	156 221	AEVU-16-...-P-A	156 261	AEVU-16-...-A-P-A
	20	1 ... 25	156 222	AEVU-20-...-P-A	156 262	AEVU-20-...-A-P-A
	25	1 ... 25	156 223	AEVU-25-...-P-A	156 263	AEVU-25-...-A-P-A
	32	1 ... 25	156 224	AEVU-32-...-P-A	156 264	AEVU-32-...-A-P-A
	40	1 ... 25	156 225	AEVU-40-...-P-A	156 265	AEVU-40-...-A-P-A
	50	1 ... 25	156 226	AEVU-50-...-P-A	156 266	AEVU-50-...-A-P-A
	63	1 ... 25	156 227	AEVU-63-...-P-A	156 267	AEVU-63-...-A-P-A
	80	1 ... 25	156 228	AEVU-80-...-P-A	156 268	AEVU-80-...-A-P-A
	100	1 ... 25	156 229	AEVU-100-...-P-A	156 269	AEVU-100-...-A-P-A
S2 – Through piston rod						
	12	1 ... 10	156 230	AEVU-12-...-P-A-S2	156 270	AEVU-12-...-A-P-A-S2
	16	1 ... 25	156 231	AEVU-16-...-P-A-S2	156 271	AEVU-16-...-A-P-A-S2
	20	1 ... 25	156 232	AEVU-20-...-P-A-S2	156 272	AEVU-20-...-A-P-A-S2
	25	1 ... 25	156 233	AEVU-25-...-P-A-S2	156 273	AEVU-25-...-A-P-A-S2
	32	1 ... 25	156 234	AEVU-32-...-P-A-S2	156 274	AEVU-32-...-A-P-A-S2
	40	1 ... 25	156 235	AEVU-40-...-P-A-S2	156 275	AEVU-40-...-A-P-A-S2
	50	1 ... 25	156 236	AEVU-50-...-P-A-S2	156 276	AEVU-50-...-A-P-A-S2
	63	1 ... 25	156 237	AEVU-63-...-P-A-S2	156 277	AEVU-63-...-A-P-A-S2
	80	1 ... 25	156 238	AEVU-80-...-P-A-S2	156 278	AEVU-80-...-A-P-A-S2
	100	1 ... 25	156 239	AEVU-100-...-P-A-S2	156 279	AEVU-100-...-A-P-A-S2
S6 – Heat resistant up to 150 °C						
	12	1 ... 10	156 250	AEVU-12-...-P-A-S6	156 310	AEVU-12-...-A-P-A-S6
	16	1 ... 25	156 251	AEVU-16-...-P-A-S6	156 311	AEVU-16-...-A-P-A-S6
	20	1 ... 25	156 252	AEVU-20-...-P-A-S6	156 312	AEVU-20-...-A-P-A-S6
	25	1 ... 25	156 253	AEVU-25-...-P-A-S6	156 313	AEVU-25-...-A-P-A-S6
	32	1 ... 25	156 254	AEVU-32-...-P-A-S6	156 314	AEVU-32-...-A-P-A-S6
	40	1 ... 25	156 255	AEVU-40-...-P-A-S6	156 315	AEVU-40-...-A-P-A-S6
	50	1 ... 25	156 256	AEVU-50-...-P-A-S6	156 316	AEVU-50-...-A-P-A-S6
	63	1 ... 25	156 257	AEVU-63-...-P-A-S6	156 317	AEVU-63-...-A-P-A-S6
	80	1 ... 25	156 258	AEVU-80-...-P-A-S6	156 318	AEVU-80-...-A-P-A-S6
	100	1 ... 25	156 259	AEVU-100-...-P-A-S6	156 319	AEVU-100-...-A-P-A-S6
S26 – Through piston rod, heat resistant up to 150 °C						
	12	1 ... 10	156 240	AEVU-12-...-P-A-S26	156 300	AEVU-12-...-A-P-A-S26
	16	1 ... 25	156 241	AEVU-16-...-P-A-S26	156 301	AEVU-16-...-A-P-A-S26
	20	1 ... 25	156 242	AEVU-20-...-P-A-S26	156 302	AEVU-20-...-A-P-A-S26
	25	1 ... 25	156 243	AEVU-25-...-P-A-S26	156 303	AEVU-25-...-A-P-A-S26
	32	1 ... 25	156 244	AEVU-32-...-P-A-S26	156 304	AEVU-32-...-A-P-A-S26
	40	1 ... 25	156 245	AEVU-40-...-P-A-S26	156 305	AEVU-40-...-A-P-A-S26
	50	1 ... 25	156 246	AEVU-50-...-P-A-S26	156 306	AEVU-50-...-A-P-A-S26
	63	1 ... 25	156 247	AEVU-63-...-P-A-S26	156 307	AEVU-63-...-A-P-A-S26
	80	1 ... 25	156 248	AEVU-80-...-P-A-S26	156 308	AEVU-80-...-A-P-A-S26
	100	1 ... 25	156 249	AEVU-100-...-P-A-S26	156 309	AEVU-100-...-A-P-A-S26



# Compact cylinders AEVU/AEVUZ


Technical data – Single-acting, basic version

**FESTO**

Cylinders with piston rods  
Compact cylinders

2.1


Ordering data – Pushing variants, AEVU					
Type	Piston Ø [mm]	Stroke [mm]	Piston rod with female thread		Piston rod with male thread
			Part No.	Type	Part No.    Type
S20 – Through, hollow piston rod					
	12	1 ... 10	–	–	156 280    AEVU-12-...-A-P-A-S20
	16	1 ... 25			156 281    AEVU-16-...-A-P-A-S20
	20	1 ... 25			156 282    AEVU-20-...-A-P-A-S20
	25	1 ... 25			156 283    AEVU-25-...-A-P-A-S20
	32	1 ... 25			156 284    AEVU-32-...-A-P-A-S20
	40	1 ... 25			156 285    AEVU-40-...-A-P-A-S20
	50	1 ... 25			156 286    AEVU-50-...-A-P-A-S20
	63	1 ... 25			156 287    AEVU-63-...-A-P-A-S20
	80	1 ... 25			156 288    AEVU-80-...-A-P-A-S20
	100	1 ... 25			156 289    AEVU-100-...-A-P-A-S20
S206 – Through, hollow piston rod, heat resistant up to 150 °C					
	12	1 ... 10	–	–	156 290    AEVU-12-...-A-P-A-S206
	16	1 ... 25			156 291    AEVU-16-...-A-P-A-S206
	20	1 ... 25			156 292    AEVU-20-...-A-P-A-S206
	25	1 ... 25			156 293    AEVU-25-...-A-P-A-S206
	32	1 ... 25			156 294    AEVU-32-...-A-P-A-S206
	40	1 ... 25			156 295    AEVU-40-...-A-P-A-S206
	50	1 ... 25			156 296    AEVU-50-...-A-P-A-S206
	63	1 ... 25			156 297    AEVU-63-...-A-P-A-S206
	80	1 ... 25			156 298    AEVU-80-...-A-P-A-S206
	100	1 ... 25			156 299    AEVU-100-...-A-P-A-S206



Ordering data – Pulling variants, basic version, AEVUZ					
Type	Piston Ø [mm]	Stroke [mm]	Piston rod with female thread		Piston rod with male thread
			Part No.	Type	Part No. Type
	12	5	157 206	AEVUZ-12-5-P-A	157 252 AEVUZ-12-5-A-P-A
		10	157 207	AEVUZ-12-10-P-A	157 253 AEVUZ-12-10-A-P-A
	16	5	157 211	AEVUZ-16-5-P-A	157 257 AEVUZ-16-5-A-P-A
		10	157 212	AEVUZ-16-10-P-A	157 258 AEVUZ-16-10-A-P-A
		15	157 213	AEVUZ-16-15-P-A	157 259 AEVUZ-16-15-A-P-A
		20	157 214	AEVUZ-16-20-P-A	157 260 AEVUZ-16-20-A-P-A
		25	157 215	AEVUZ-16-25-P-A	157 261 AEVUZ-16-25-A-P-A
	20	5	157 216	AEVUZ-20-5-P-A	157 262 AEVUZ-20-5-A-P-A
		10	157 217	AEVUZ-20-10-P-A	157 263 AEVUZ-20-10-A-P-A
		15	157 218	AEVUZ-20-15-P-A	157 264 AEVUZ-20-15-A-P-A
		20	157 219	AEVUZ-20-20-P-A	157 265 AEVUZ-20-20-A-P-A
		25	157 220	AEVUZ-20-25-P-A	157 266 AEVUZ-20-25-A-P-A
	25	5	157 221	AEVUZ-25-5-P-A	157 267 AEVUZ-25-5-A-P-A
		10	157 222	AEVUZ-25-10-P-A	157 268 AEVUZ-25-10-A-P-A
		15	157 223	AEVUZ-25-15-P-A	157 269 AEVUZ-25-15-A-P-A
		20	157 224	AEVUZ-25-20-P-A	157 270 AEVUZ-25-20-A-P-A
		25	157 225	AEVUZ-25-25-P-A	157 271 AEVUZ-25-25-A-P-A
	32	5	157 226	AEVUZ-32-5-P-A	157 272 AEVUZ-32-5-A-P-A
		10	157 227	AEVUZ-32-10-P-A	157 273 AEVUZ-32-10-A-P-A
		15	157 228	AEVUZ-32-15-P-A	157 274 AEVUZ-32-15-A-P-A
		20	157 229	AEVUZ-32-20-P-A	157 275 AEVUZ-32-20-A-P-A
		25	157 230	AEVUZ-32-25-P-A	157 276 AEVUZ-32-25-A-P-A

# Compact cylinders AEVU/AEVUZ

Technical data – Single-acting, basic version

FESTO

Ordering data – Pulling variants, basic version, AEVUZ						
Type	Piston Ø [mm]	Stroke [mm]	Piston rod with female thread		Piston rod with male thread	
			Part No.	Type	Part No.	Type
	40	5	157 231	AEVUZ-40-5-P-A	157 277	AEVUZ-40-5-A-P-A
		10	157 232	AEVUZ-40-10-P-A	157 278	AEVUZ-40-10-A-P-A
		15	157 233	AEVUZ-40-15-P-A	157 279	AEVUZ-40-15-A-P-A
		20	157 234	AEVUZ-40-20-P-A	157 280	AEVUZ-40-20-A-P-A
		25	157 235	AEVUZ-40-25-P-A	157 281	AEVUZ-40-25-A-P-A
	50	10	157 236	AEVUZ-50-10-P-A	157 282	AEVUZ-50-10-A-P-A
		15	157 237	AEVUZ-50-15-P-A	157 283	AEVUZ-50-15-A-P-A
		20	157 238	AEVUZ-50-20-P-A	157 284	AEVUZ-50-20-A-P-A
		25	157 239	AEVUZ-50-25-P-A	157 285	AEVUZ-50-25-A-P-A
	63	10	157 240	AEVUZ-63-10-P-A	157 286	AEVUZ-63-10-A-P-A
		15	157 241	AEVUZ-63-15-P-A	157 287	AEVUZ-63-15-A-P-A
		20	157 242	AEVUZ-63-20-P-A	157 288	AEVUZ-63-20-A-P-A
		25	157 243	AEVUZ-63-25-P-A	157 289	AEVUZ-63-25-A-P-A
	80	10	157 244	AEVUZ-80-10-P-A	157 290	AEVUZ-80-10-A-P-A
		15	157 245	AEVUZ-80-15-P-A	157 291	AEVUZ-80-15-A-P-A
		20	157 246	AEVUZ-80-20-P-A	157 292	AEVUZ-80-20-A-P-A
		25	157 247	AEVUZ-80-25-P-A	157 293	AEVUZ-80-25-A-P-A
	100	10	157 248	AEVUZ-100-10-P-A	157 294	AEVUZ-100-10-A-P-A
		15	157 249	AEVUZ-100-15-P-A	157 295	AEVUZ-100-15-A-P-A
		20	157 250	AEVUZ-100-20-P-A	157 296	AEVUZ-100-20-A-P-A
		25	157 251	AEVUZ-100-25-P-A	157 297	AEVUZ-100-25-A-P-A

Ordering data – Pulling variants, AEVUZ						
Type	Piston Ø [mm]	Stroke [mm]	Piston rod with female thread		Piston rod with male thread	
			Part No.	Type	Part No.	Type
X stroke						
	12	1 ... 10	156 460	AEVUZ-12-...-P-A	156 480	AEVUZ-12-...-A-P-A
	16	1 ... 25	156 461	AEVUZ-16-...-P-A	156 481	AEVUZ-16-...-A-P-A
	20	1 ... 25	156 462	AEVUZ-20-...-P-A	156 482	AEVUZ-20-...-A-P-A
	25	1 ... 25	156 463	AEVUZ-25-...-P-A	156 483	AEVUZ-25-...-A-P-A
	32	1 ... 25	156 464	AEVUZ-32-...-P-A	156 484	AEVUZ-32-...-A-P-A
	40	1 ... 25	156 465	AEVUZ-40-...-P-A	156 485	AEVUZ-40-...-A-P-A
	50	1 ... 25	156 466	AEVUZ-50-...-P-A	156 486	AEVUZ-50-...-A-P-A
	63	1 ... 25	156 467	AEVUZ-63-...-P-A	156 487	AEVUZ-63-...-A-P-A
	80	1 ... 25	156 468	AEVUZ-80-...-P-A	156 488	AEVUZ-80-...-A-P-A
	100	1 ... 25	156 469	AEVUZ-100-...-P-A	156 489	AEVUZ-100-...-A-P-A
S6 – Heat resistant up to 150 °C						
	12	1 ... 10	156 470	AEVUZ-12-...-P-A-S6	156 490	AEVUZ-12-...-A-P-A-S6
	16	1 ... 25	156 471	AEVUZ-16-...-P-A-S6	156 491	AEVUZ-16-...-A-P-A-S6
	20	1 ... 25	156 472	AEVUZ-20-...-P-A-S6	156 492	AEVUZ-20-...-A-P-A-S6
	25	1 ... 25	156 473	AEVUZ-25-...-P-A-S6	156 493	AEVUZ-25-...-A-P-A-S6
	32	1 ... 25	156 474	AEVUZ-32-...-P-A-S6	156 494	AEVUZ-32-...-A-P-A-S6
	40	1 ... 25	156 475	AEVUZ-40-...-P-A-S6	156 495	AEVUZ-40-...-A-P-A-S6
	50	1 ... 25	156 476	AEVUZ-50-...-P-A-S6	156 496	AEVUZ-50-...-A-P-A-S6
	63	1 ... 25	156 477	AEVUZ-63-...-P-A-S6	156 497	AEVUZ-63-...-A-P-A-S6
	80	1 ... 25	156 478	AEVUZ-80-...-P-A-S6	156 498	AEVUZ-80-...-A-P-A-S6
	100	1 ... 25	156 479	AEVUZ-100-...-P-A-S6	156 499	AEVUZ-100-...-A-P-A-S6

# Compact cylinders AEVU/AEVUZ

Technical data – Single-acting, basic version

**FESTO**

Ordering data – Wearing parts kits					
	Part No.	Type		Part No.	Type
Piston Ø	Basic version			S6 – Heat resistant up to 150 °C	
12	121 115	AEVU-12-...-(A)-P-A <sup>1)</sup>		383 559	AEVU-12-...-(A)-P-A-S6 <sup>2)</sup>
16	121 116	AEVU-16-...-(A)-P-A <sup>1)</sup>		383 560	AEVU-16-...-(A)-P-A-S6 <sup>2)</sup>
20	121 117	AEVU-20-...-(A)-P-A <sup>1)</sup>		383 561	AEVU-20-...-(A)-P-A-S6 <sup>2)</sup>
25	121 118	AEVU-25-...-(A)-P-A <sup>1)</sup>		383 562	AEVU-25-...-(A)-P-A-S6 <sup>2)</sup>
32	121 119	AEVU-32-...-(A)-P-A <sup>1)</sup>		383 563	AEVU-32-...-(A)-P-A-S6 <sup>1)</sup>
40	121 120	AEVU-40-...-(A)-P-A <sup>1)</sup>		383 564	AEVU-40-...-(A)-P-A-S6 <sup>1)</sup>
50	121 121	AEVU-50-...-(A)-P-A <sup>1)</sup>		383 565	AEVU-50-...-(A)-P-A-S6 <sup>1)</sup>
63	121 122	AEVU-63-...-(A)-P-A <sup>1)</sup>		383 566	AEVU-63-...-(A)-P-A-S6 <sup>1)</sup>
80	121 123	AEVU-80-...-(A)-P-A <sup>1)</sup>		383 567	AEVU-80-...-(A)-P-A-S6 <sup>1)</sup>
100	121 124	AEVU-100-...-(A)-P-A <sup>1)</sup>		383 568	AEVU-100-...-(A)-P-A-S6 <sup>1)</sup>

1) Assembly grease included in scope of delivery.

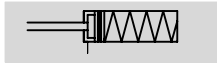
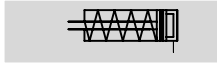
2) Assembly grease not included in scope of delivery. If required, please order separately under part no. 329 555 (20 ml).

# Compact cylinders AEVULQ/AEVULQZ

Technical data – Single-acting, non-rotating with square piston rod

FESTO

## Function



- $\varnothing$  - Diameter  
16 ... 100 mm
- $\text{---}$  - Stroke length  
1 ... 25 mm
- - [www.festo.com/en/Spare\\_parts\\_service](http://www.festo.com/en/Spare_parts_service)

## Variants



S2



S6



S26



S20



S206



General technical data									
Piston $\varnothing$	16	20	25	32	40	50	63	80	100
Pneumatic connection	M5	M5	M5	G $\frac{1}{8}$	G $\frac{1}{8}$	G $\frac{1}{8}$	G $\frac{1}{8}$	G $\frac{1}{8}$	G $\frac{1}{4}$
End of piston rod	Female thread	M4	M5	M5	M6	M6	M8	M8	M10
	Male thread	M8	M10x1.25				M12x1.25	M16x1.5	M20x1.5
Operating medium	Filtered compressed air, lubricated or unlubricated								
Constructional design	Piston								
	Piston rod								
Cushioning	Non-adjustable at both ends								
Position sensing	Via proximity sensor								
Type of mounting	Via through-holes								
	Via female thread								
	Via accessories								
Mounting position	Any								

Operating pressure [bar]									
Piston $\varnothing$	16	20	25	32	40	50	63	80	100
Pushing variant AEVULQ									
Piston rod at one end	1.3 ... 10	1.0 ... 10		0.8 ... 10			0.6 ... 10		
Through piston rod S2/S20	1.5 ... 10	1.4 ... 10		1.2 ... 10			1.0 ... 10		
Pulling variant AEVULQZ									
Piston rod at one end	1.3 ... 10	1.0 ... 10		0.8 ... 10					

Ambient conditions		
Variant	Basic version	S6
Ambient temperature <sup>1)</sup> [°C]	-20 ... +80	0 ... +150
Corrosion resistance class CRC <sup>2)</sup>	2	2

1) Note operating range of proximity sensors.

2) Corrosion resistance class 2 according to Festo standard 940 070

Components requiring moderate corrosion resistance. Externally visible parts with primarily decorative surface requirements which are in direct contact with a surrounding industrial atmosphere or media such as cooling or lubricating agents.

# Compact cylinders AEVULQ/AEVULQZ

Technical data – Single-acting, non-rotating with square piston rod

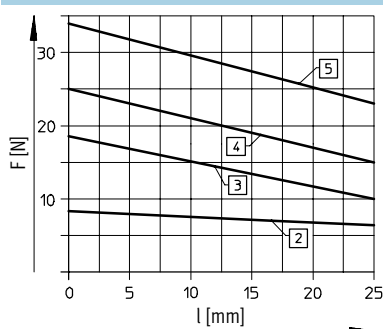
**FESTO**

Forces [N]									
Piston Ø	16	20	25	32	40	50	63	80	100
Pushing variant AEVULQ									
Theoretical force at 6 bar, advancing	111	171	269	450	704	1121	1799	2902	4516
S2/S20	81	123	221	382	636	999	1679	2733	4222
Pulling variant AEVULQZ									
Theoretical force at 6 bar, advancing	81	123	221	382	636	999	1679	2733	4222

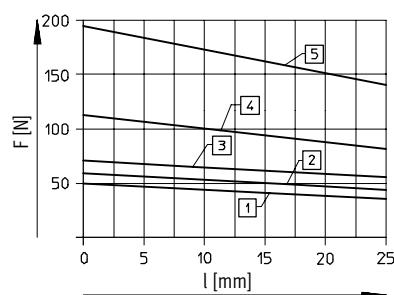
Technical data – Square piston rod									
Piston Ø	16	20	25	32	40	50	63	80	100
Max. torque at the piston rod <sup>1)</sup> [Nm]	0.20	0.45	0.45	0.80	0.80	1.10	1.10	1.50	3.00
Max. torsional backlash of piston rod [°]	±0.9	±0.8	±0.8	±0.6	±0.6	±0.5	±0.5	±0.4	±0.4
Piston rod distortion [°/50 mm]	0.30	0.25	0.25	0.20	0.20	0.15	0.15	0.15	0.09

1) The max. torque must not be exceeded even when fitting attachments.

## Spring return force F as a function of the stroke l



- 2 AEVULQ/AEVULQZ-16
- 3 AEVULQ/AEVULQZ-20
- 4 AEVULQ/AEVULQZ-25
- 5 AEVULQ/AEVULQZ-32



- 1 AEVULQ/AEVULQZ-40
- 2 AEVULQ/AEVULQZ-50
- 3 AEVULQ/AEVULQZ-63
- 4 AEVULQ/AEVULQZ-80
- 5 AEVULQ/AEVULQZ-100

Weights [g]									
Piston Ø	16	20	25	32	40	50	63	80	100
Product weight with 0 mm stroke	89	149	180	300	433	560	1059	1772	2797
Additional weight per 10 mm stroke	15	23	28	40	59	72	107	168	177
Moving load with 0 mm stroke									
Additional load per 10 mm stroke	4	6	6	9	9	16	16	25	38

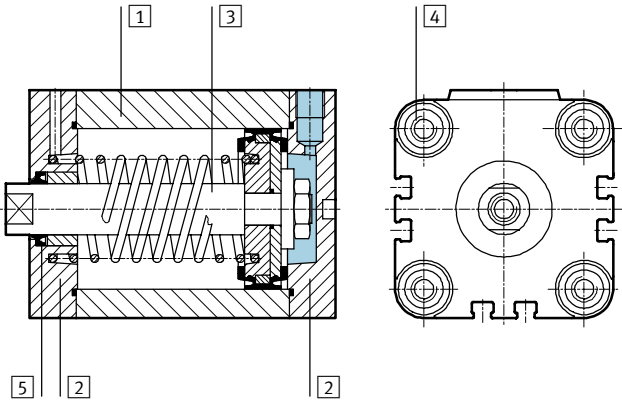
# Compact cylinders AEVULQ/AEVULQZ

Technical data – Single-acting, non-rotating with square piston rod

FESTO

## Materials

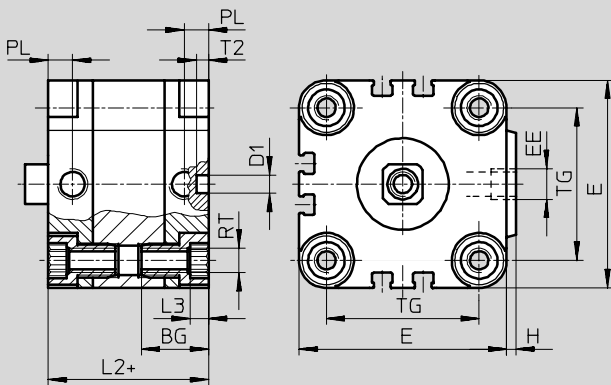
Sectional view



Variants	Basic version	S6
1 Cylinder barrel	Wrought aluminium alloy	Wrought aluminium alloy
2 End cap	Wrought aluminium alloy	Wrought aluminium alloy
3 Piston rod	Ø 16 ... 32	High-alloy stainless steel
	Ø 40 ... 100	High-alloy steel
4 Flange screws	Ø 16	High-alloy stainless steel
	Ø 20 ... 100	Tempered steel
5 Dynamic seals	Polyurethane	Fluorocarbon rubber

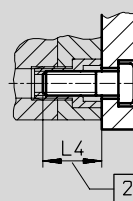
## Dimensions – Basic cylinder

Download CAD data → [www.festo.com/en/engineering](http://www.festo.com/en/engineering)



Note  
To attach cylinder Ø 16 mm from above, use only 2 screws diagonally or non-magnetic screws.

+ = plus stroke length



2 Minimum screw-in depth

Ø [mm]	BG	D1 Ø H9	E	EE	H	L2	L3	L4	PL	RT	T2	TG
16	18.5	6	29	M5	1	38	3	16	8	M4	4	18
20	18.5	6	36	M5	1.5	38	4	18	8	M5	4	22
25	18.5	6	40	M5	1.5	39.5	4	18	8	M5	4	26
32	21.5	6	50	G1/8	2	44.5	5	20	8	M6	4	32
40	21.5	6	60	G1/8	2.5	45.5	5	20	8	M6	4	42
50	22	6	68	G1/8	3	45.5	6	20	8	M8	4	50
63	24.5	8	87	G1/8	4	50	8	25	8	M10	4	62
80	27.5	8	107	G1/8	4	56	8	25	8.5	M10	4	82
100	32.5	8	128	G1/4	5	66.5	8	25	10.5	M10	4	103



# Compact cylinders AEVULQ/AEVULQZ

Technical data – Single-acting, non-rotating with square piston rod

**FESTO**

Cylinders with piston rods  
Compact cylinders

2.1

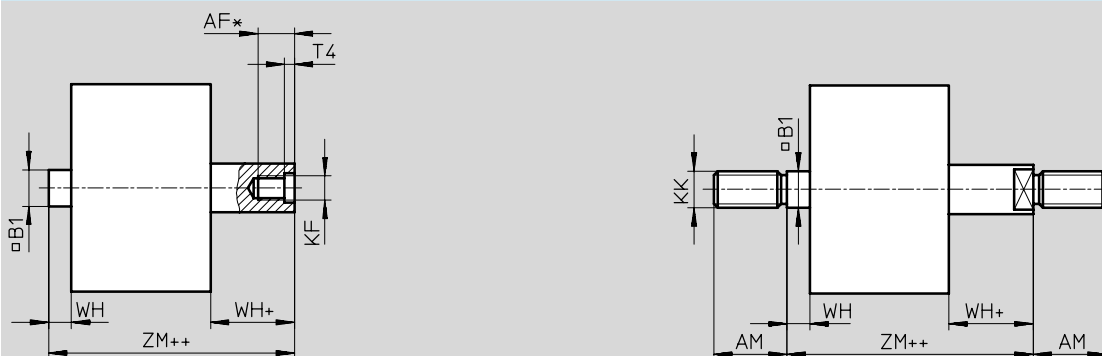
## Dimensions – Pushing variants, AEVULQ

Download CAD data → [www.festo.com/en/engineering](http://www.festo.com/en/engineering)

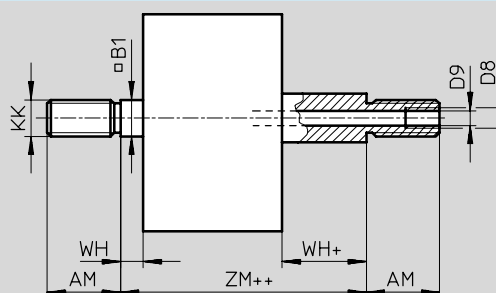
### Basic version



### S2 – Through piston rod



### S20 – Through, hollow piston rod



+ = plus stroke length  
++ = plus 2x stroke length

Ø [mm]	AF	AM	B1 □	D8	D9 Ø	KF	KK	T4	WH	ZJ	ZM
16	10	20	7	–	3.2	M4	M8	1.5	4.5	42.5	47
20 <sup>2)</sup>	12	22	9	–	3.8	M5	M10x1.25	2	4.5	42.5	47
25 <sup>2)</sup>	12	22	9	–	3.8	M5	M10x1.25	2	5.5	45	50.5
32 <sup>2)</sup>	14	22	10	–	4.5	M6	M10x1.25	2.6	6	50.5	56.5
40 <sup>2)</sup>	14	22	10	–	4.5	M6	M10x1.25	2.6	6.5	52	58.5
50 <sup>2)</sup>	16	24	12	–	6	M8	M12x1.25	3.3	7.5	53	60.5
63 <sup>2)</sup>	16	24	12	–	6	M8	M12x1.25	3.3	7.5	57.5	65
80 <sup>2)</sup>	20 <sup>1)</sup>	32	16	G1/8	8	M10	M16x1.5	4.7	8	64	72
100 <sup>2)</sup>	24 <sup>1)</sup>	40	20	G1/4	11.7	M12	M20x1.5	6.1	10	76.5	86.5

1) With a stroke < 5 mm, the maximum screw-in depth is reduced by 5 mm.

2) Nut for piston rod thread included in scope of delivery.

# Compact cylinders AEVULQ/AEVULQZ

Technical data – Single-acting, non-rotating with square piston rod

FESTO

## Dimensions – Pulling variants, AEVULQZ

Download CAD data → [www.festo.com/en/engineering](http://www.festo.com/en/engineering)



+ = plus stroke length  
++ = plus 2x stroke length


Ø [mm]	AF	AM	B1 □	KF	KK	T4	WH	ZJ
16	10	20	7	M4	M8	1.5	4.5	42.5
20 <sup>1)</sup>	12	22	9	M5	M10x1.25	2	4.5	42.5
25 <sup>1)</sup>	12	22	9	M5	M10x1.25	2	5.5	45
32 <sup>1)</sup>	14	22	10	M6	M10x1.25	2.6	6	50.5
40 <sup>1)</sup>	14	22	10	M6	M10x1.25	2.6	6.5	52
50 <sup>1)</sup>	16	24	12	M8	M12x1.25	3.3	7.5	53
63 <sup>1)</sup>	16	24	12	M8	M12x1.25	3.3	7.5	57.5
80 <sup>1)</sup>	20	32	16	M10	M16x1.5	4.7	8	64
100 <sup>1)</sup>	24	40	20	M12	M20x1.5	6.1	10	76.5

1) Nut for piston rod thread included in scope of delivery.

# Compact cylinders AEVULQ/AEVULQZ

FESTO

Technical data – Single-acting, non-rotating with square piston rod

Ordering data – Pushing variants, basic version, AEVULQ					
Type	Piston Ø [mm]	Stroke [mm]	Piston rod with female thread		Piston rod with male thread
			Part No.	Type	Part No. Type
	16	5	157 027	AEVULQ-16-5-P-A	157 073 AEVULQ-16-5-A-P-A
		10	157 028	AEVULQ-16-10-P-A	157 074 AEVULQ-16-10-A-P-A
		15	157 029	AEVULQ-16-15-P-A	157 075 AEVULQ-16-15-A-P-A
		20	157 030	AEVULQ-16-20-P-A	157 076 AEVULQ-16-20-A-P-A
		25	157 031	AEVULQ-16-25-P-A	157 077 AEVULQ-16-25-A-P-A
	20	5	157 032	AEVULQ-20-5-P-A	157 078 AEVULQ-20-5-A-P-A
		10	157 033	AEVULQ-20-10-P-A	157 079 AEVULQ-20-10-A-P-A
		15	157 034	AEVULQ-20-15-P-A	157 080 AEVULQ-20-15-A-P-A
		20	157 035	AEVULQ-20-20-P-A	157 081 AEVULQ-20-20-A-P-A
		25	157 036	AEVULQ-20-25-P-A	157 082 AEVULQ-20-25-A-P-A
	25	5	157 037	AEVULQ-25-5-P-A	157 083 AEVULQ-25-5-A-P-A
		10	157 038	AEVULQ-25-10-P-A	157 084 AEVULQ-25-10-A-P-A
		15	157 039	AEVULQ-25-15-P-A	157 085 AEVULQ-25-15-A-P-A
		20	157 040	AEVULQ-25-20-P-A	157 086 AEVULQ-25-20-A-P-A
		25	157 041	AEVULQ-25-25-P-A	157 087 AEVULQ-25-25-A-P-A
	32	5	157 042	AEVULQ-32-5-P-A	157 088 AEVULQ-32-5-A-P-A
		10	157 043	AEVULQ-32-10-P-A	157 089 AEVULQ-32-10-A-P-A
		15	157 044	AEVULQ-32-15-P-A	157 090 AEVULQ-32-15-A-P-A
		20	157 045	AEVULQ-32-20-P-A	157 091 AEVULQ-32-20-A-P-A
		25	157 046	AEVULQ-32-25-P-A	157 092 AEVULQ-32-25-A-P-A
	40	5	157 047	AEVULQ-40-5-P-A	157 093 AEVULQ-40-5-A-P-A
		10	157 048	AEVULQ-40-10-P-A	157 094 AEVULQ-40-10-A-P-A
		15	157 049	AEVULQ-40-15-P-A	157 095 AEVULQ-40-15-A-P-A
		20	157 050	AEVULQ-40-20-P-A	157 096 AEVULQ-40-20-A-P-A
		25	157 051	AEVULQ-40-25-P-A	157 097 AEVULQ-40-25-A-P-A
	50	10	157 052	AEVULQ-50-10-P-A	157 098 AEVULQ-50-10-A-P-A
		15	157 053	AEVULQ-50-15-P-A	157 099 AEVULQ-50-15-A-P-A
		20	157 054	AEVULQ-50-20-P-A	157 100 AEVULQ-50-20-A-P-A
		25	157 055	AEVULQ-50-25-P-A	157 101 AEVULQ-50-25-A-P-A
	63	10	157 056	AEVULQ-63-10-P-A	157 102 AEVULQ-63-10-A-P-A
		15	157 057	AEVULQ-63-15-P-A	157 103 AEVULQ-63-15-A-P-A
		20	157 058	AEVULQ-63-20-P-A	157 104 AEVULQ-63-20-A-P-A
		25	157 059	AEVULQ-63-25-P-A	157 105 AEVULQ-63-25-A-P-A
	80	10	157 060	AEVULQ-80-10-P-A	157 106 AEVULQ-80-10-A-P-A
		15	157 061	AEVULQ-80-15-P-A	157 107 AEVULQ-80-15-A-P-A
		20	157 062	AEVULQ-80-20-P-A	157 108 AEVULQ-80-20-A-P-A
		25	157 063	AEVULQ-80-25-P-A	157 109 AEVULQ-80-25-A-P-A
	100	10	157 064	AEVULQ-100-10-P-A	157 110 AEVULQ-100-10-A-P-A
		15	157 065	AEVULQ-100-15-P-A	157 111 AEVULQ-100-15-A-P-A
		20	157 066	AEVULQ-100-20-P-A	157 112 AEVULQ-100-20-A-P-A
		25	157 067	AEVULQ-100-25-P-A	157 113 AEVULQ-100-25-A-P-A

Cylinders with piston rods  
Compact cylinders

2.1

# Compact cylinders AEVULQ/AEVULQZ

Technical data – Single-acting, non-rotating with square piston rod

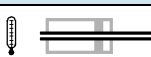
FESTO


Ordering data – Pushing variants, AEVULQ						
Type	Piston Ø [mm]	Stroke [mm]	Piston rod with female thread		Piston rod with male thread	
			Part No.	Type	Part No.	Type
X stroke						
	16	1 ... 25	156 321	AEVULQ-16-...-P-A	156 361	AEVULQ-16-...-A-P-A
	20	1 ... 25	156 322	AEVULQ-20-...-P-A	156 362	AEVULQ-20-...-A-P-A
	25	1 ... 25	156 323	AEVULQ-25-...-P-A	156 363	AEVULQ-25-...-A-P-A
	32	1 ... 25	156 324	AEVULQ-32-...-P-A	156 364	AEVULQ-32-...-A-P-A
	40	1 ... 25	156 325	AEVULQ-40-...-P-A	156 365	AEVULQ-40-...-A-P-A
	50	1 ... 25	156 326	AEVULQ-50-...-P-A	156 366	AEVULQ-50-...-A-P-A
	63	1 ... 25	156 327	AEVULQ-63-...-P-A	156 367	AEVULQ-63-...-A-P-A
	80	1 ... 25	156 328	AEVULQ-80-...-P-A	156 368	AEVULQ-80-...-A-P-A
	100	1 ... 25	156 329	AEVULQ-100-...-P-A	156 369	AEVULQ-100-...-A-P-A
S2 – Through piston rod						
	16	1 ... 25	156 331	AEVULQ-16-...-P-A-S2	156 371	AEVULQ-16-...-A-P-A-S2
	20	1 ... 25	156 332	AEVULQ-20-...-P-A-S2	156 372	AEVULQ-20-...-A-P-A-S2
	25	1 ... 25	156 333	AEVULQ-25-...-P-A-S2	156 373	AEVULQ-25-...-A-P-A-S2
	32	1 ... 25	156 334	AEVULQ-32-...-P-A-S2	156 374	AEVULQ-32-...-A-P-A-S2
	40	1 ... 25	156 335	AEVULQ-40-...-P-A-S2	156 375	AEVULQ-40-...-A-P-A-S2
	50	1 ... 25	156 336	AEVULQ-50-...-P-A-S2	156 376	AEVULQ-50-...-A-P-A-S2
	63	1 ... 25	156 337	AEVULQ-63-...-P-A-S2	156 377	AEVULQ-63-...-A-P-A-S2
	80	1 ... 25	156 338	AEVULQ-80-...-P-A-S2	156 378	AEVULQ-80-...-A-P-A-S2
	100	1 ... 25	156 339	AEVULQ-100-...-P-A-S2	156 379	AEVULQ-100-...-A-P-A-S2
S6 – Heat resistant up to 150 °C						
	16	1 ... 25	156 351	AEVULQ-16-...-P-A-S6	156 411	AEVULQ-16-...-A-P-A-S6
	20	1 ... 25	156 352	AEVULQ-20-...-P-A-S6	156 412	AEVULQ-20-...-A-P-A-S6
	25	1 ... 25	156 353	AEVULQ-25-...-P-A-S6	156 413	AEVULQ-25-...-A-P-A-S6
	32	1 ... 25	156 354	AEVULQ-32-...-P-A-S6	156 414	AEVULQ-32-...-A-P-A-S6
	40	1 ... 25	156 355	AEVULQ-40-...-P-A-S6	156 415	AEVULQ-40-...-A-P-A-S6
	50	1 ... 25	156 356	AEVULQ-50-...-P-A-S6	156 416	AEVULQ-50-...-A-P-A-S6
	63	1 ... 25	156 357	AEVULQ-63-...-P-A-S6	156 417	AEVULQ-63-...-A-P-A-S6
	80	1 ... 25	156 358	AEVULQ-80-...-P-A-S6	156 418	AEVULQ-80-...-A-P-A-S6
	100	1 ... 25	156 359	AEVULQ-100-...-P-A-S6	156 419	AEVULQ-100-...-A-P-A-S6
S26 – Through piston rod, heat resistant up to 150 °C						
	16	1 ... 25	156 341	AEVULQ-16-...-P-A-S26	156 401	AEVULQ-16-...-A-P-A-S26
	20	1 ... 25	156 342	AEVULQ-20-...-P-A-S26	156 402	AEVULQ-20-...-A-P-A-S26
	25	1 ... 25	156 343	AEVULQ-25-...-P-A-S26	156 403	AEVULQ-25-...-A-P-A-S26
	32	1 ... 25	156 344	AEVULQ-32-...-P-A-S26	156 404	AEVULQ-32-...-A-P-A-S26
	40	1 ... 25	156 345	AEVULQ-40-...-P-A-S26	156 405	AEVULQ-40-...-A-P-A-S26
	50	1 ... 25	156 346	AEVULQ-50-...-P-A-S26	156 406	AEVULQ-50-...-A-P-A-S26
	63	1 ... 25	156 347	AEVULQ-63-...-P-A-S26	156 407	AEVULQ-63-...-A-P-A-S26
	80	1 ... 25	156 348	AEVULQ-80-...-P-A-S26	156 408	AEVULQ-80-...-A-P-A-S26
	100	1 ... 25	156 349	AEVULQ-100-...-P-A-S26	156 409	AEVULQ-100-...-A-P-A-S26
S20 – Through, hollow piston rod						
	16	1 ... 25	– –		156 381	AEVULQ-16-...-A-P-A-S20
	20	1 ... 25			156 382	AEVULQ-20-...-A-P-A-S20
	25	1 ... 25			156 383	AEVULQ-25-...-A-P-A-S20
	32	1 ... 25			156 384	AEVULQ-32-...-A-P-A-S20
	40	1 ... 25			156 385	AEVULQ-40-...-A-P-A-S20
	50	1 ... 25			156 386	AEVULQ-50-...-A-P-A-S20
	63	1 ... 25			156 387	AEVULQ-63-...-A-P-A-S20
	80	1 ... 25			156 388	AEVULQ-80-...-A-P-A-S20
	100	1 ... 25			156 389	AEVULQ-100-...-A-P-A-S20

# Compact cylinders AEVULQ/AEVULQZ

Technical data – Single-acting, non-rotating with square piston rod

FESTO


Ordering data – Pushing variants, AEVULQ					
Type	Piston Ø	Stroke	Piston rod with female thread		Piston rod with male thread
	[mm]	[mm]	Part No.	Type	Part No.      Type
S206 – Through, hollow piston rod, heat resistant up to 150 °C					
	16	1 ... 25	–	–	156 391    AEVULQ-16-...-A-P-A-S206
	20	1 ... 25			156 392    AEVULQ-20-...-A-P-A-S206
	25	1 ... 25			156 393    AEVULQ-25-...-A-P-A-S206
	32	1 ... 25			156 394    AEVULQ-32-...-A-P-A-S206
	40	1 ... 25			156 395    AEVULQ-40-...-A-P-A-S206
	50	1 ... 25			156 396    AEVULQ-50-...-A-P-A-S206
	63	1 ... 25			156 397    AEVULQ-63-...-A-P-A-S206
	80	1 ... 25			156 398    AEVULQ-80-...-A-P-A-S206
	100	1 ... 25			156 399    AEVULQ-100-...-A-P-A-S206



Ordering data – Pulling variants, basic version, AEVULQZ					
Type	Piston Ø [mm]	Stroke [mm]	Piston rod with female thread		Piston rod with male thread
			Part No.	Type	Part No. Type
	16	5	157 119	AEVULQZ-16-5-P-A	157 165 AEVULQZ-16-5-A-P-A
		10	157 120	AEVULQZ-16-10-P-A	157 166 AEVULQZ-16-10-A-P-A
		15	157 121	AEVULQZ-16-15-P-A	157 167 AEVULQZ-16-15-A-P-A
		20	157 122	AEVULQZ-16-20-P-A	157 168 AEVULQZ-16-20-A-P-A
		25	157 123	AEVULQZ-16-25-P-A	157 169 AEVULQZ-16-25-A-P-A
	20	5	157 124	AEVULQZ-20-5-P-A	157 170 AEVULQZ-20-5-A-P-A
		10	157 125	AEVULQZ-20-10-P-A	157 171 AEVULQZ-20-10-A-P-A
		15	157 126	AEVULQZ-20-15-P-A	157 172 AEVULQZ-20-15-A-P-A
		20	157 127	AEVULQZ-20-20-P-A	157 173 AEVULQZ-20-20-A-P-A
		25	157 128	AEVULQZ-20-25-P-A	157 174 AEVULQZ-20-25-A-P-A
	25	5	157 129	AEVULQZ-25-5-P-A	157 175 AEVULQZ-25-5-A-P-A
		10	157 130	AEVULQZ-25-10-P-A	157 176 AEVULQZ-25-10-A-P-A
		15	157 131	AEVULQZ-25-15-P-A	157 177 AEVULQZ-25-15-A-P-A
		20	157 132	AEVULQZ-25-20-P-A	157 178 AEVULQZ-25-20-A-P-A
		25	157 133	AEVULQZ-25-25-P-A	157 179 AEVULQZ-25-25-A-P-A
	32	5	157 134	AEVULQZ-32-5-P-A	157 180 AEVULQZ-32-5-A-P-A
		10	157 135	AEVULQZ-32-10-P-A	157 181 AEVULQZ-32-10-A-P-A
		15	157 136	AEVULQZ-32-15-P-A	157 182 AEVULQZ-32-15-A-P-A
		20	157 137	AEVULQZ-32-20-P-A	157 183 AEVULQZ-32-20-A-P-A
		25	157 138	AEVULQZ-32-25-P-A	157 184 AEVULQZ-32-25-A-P-A
	40	5	157 139	AEVULQZ-40-5-P-A	157 185 AEVULQZ-40-5-A-P-A
		10	157 140	AEVULQZ-40-10-P-A	157 186 AEVULQZ-40-10-A-P-A
		15	157 141	AEVULQZ-40-15-P-A	157 187 AEVULQZ-40-15-A-P-A
		20	157 142	AEVULQZ-40-20-P-A	157 188 AEVULQZ-40-20-A-P-A
		25	157 143	AEVULQZ-40-25-P-A	157 189 AEVULQZ-40-25-A-P-A
	50	10	157 144	AEVULQZ-50-10-P-A	157 190 AEVULQZ-50-10-A-P-A
		15	157 145	AEVULQZ-50-15-P-A	157 191 AEVULQZ-50-15-A-P-A
		20	157 146	AEVULQZ-50-20-P-A	157 192 AEVULQZ-50-20-A-P-A
		25	157 147	AEVULQZ-50-25-P-A	157 193 AEVULQZ-50-25-A-P-A
	63	10	157 148	AEVULQZ-63-10-P-A	157 194 AEVULQZ-63-10-A-P-A
		15	157 149	AEVULQZ-63-15-P-A	157 195 AEVULQZ-63-15-A-P-A
		20	157 150	AEVULQZ-63-20-P-A	157 196 AEVULQZ-63-20-A-P-A
		25	157 151	AEVULQZ-63-25-P-A	157 197 AEVULQZ-63-25-A-P-A

# Compact cylinders AEVULQ/AEVULQZ

Technical data – Single-acting, non-rotating with square piston rod

FESTO

Ordering data – Pulling variants, basic version, AEVULQZ						
Type	Piston Ø [mm]	Stroke [mm]	Piston rod with female thread		Piston rod with male thread	
			Part No.	Type	Part No.	Type
	80	10	157 152	AEVULQZ-80-10-P-A	157 198	AEVULQZ-80-10-A-P-A
		15	157 153	AEVULQZ-80-15-P-A	157 199	AEVULQZ-80-15-A-P-A
		20	157 154	AEVULQZ-80-20-P-A	157 200	AEVULQZ-80-20-A-P-A
		25	157 155	AEVULQZ-80-25-P-A	157 201	AEVULQZ-80-25-A-P-A
	100	10	157 156	AEVULQZ-100-10-P-A	157 202	AEVULQZ-100-10-A-P-A
		15	157 157	AEVULQZ-100-15-P-A	157 203	AEVULQZ-100-15-A-P-A
		20	157 158	AEVULQZ-100-20-P-A	157 204	AEVULQZ-100-20-A-P-A
		25	157 159	AEVULQZ-100-25-P-A	157 205	AEVULQZ-100-25-A-P-A

Ordering data – Pulling variants, AEVULQZ						
Type	Piston Ø [mm]	Stroke [mm]	Piston rod with female thread		Piston rod with male thread	
			Part No.	Type	Part No.	Type
X stroke						
	16	1 ... 25	156 421	AEVULQZ-16-...-P-A	156 441	AEVULQZ-16-...-A-P-A
	20	1 ... 25	156 422	AEVULQZ-20-...-P-A	156 442	AEVULQZ-20-...-A-P-A
	25	1 ... 25	156 423	AEVULQZ-25-...-P-A	156 443	AEVULQZ-25-...-A-P-A
	32	1 ... 25	156 424	AEVULQZ-32-...-P-A	156 444	AEVULQZ-32-...-A-P-A
	40	1 ... 25	156 425	AEVULQZ-40-...-P-A	156 445	AEVULQZ-40-...-A-P-A
	50	1 ... 25	156 426	AEVULQZ-50-...-P-A	156 446	AEVULQZ-50-...-A-P-A
	63	1 ... 25	156 427	AEVULQZ-63-...-P-A	156 447	AEVULQZ-63-...-A-P-A
	80	1 ... 25	156 428	AEVULQZ-80-...-P-A	156 448	AEVULQZ-80-...-A-P-A
	100	1 ... 25	156 429	AEVULQZ-100-...-P-A	156 449	AEVULQZ-100-...-A-P-A
S6 – Heat resistant up to 150 °C						
	16	1 ... 25	156 431	AEVULQZ-16-...-P-A-S6	156 451	AEVULQZ-16-...-A-P-A-S6
	20	1 ... 25	156 432	AEVULQZ-20-...-P-A-S6	156 452	AEVULQZ-20-...-A-P-A-S6
	25	1 ... 25	156 433	AEVULQZ-25-...-P-A-S6	156 453	AEVULQZ-25-...-A-P-A-S6
	32	1 ... 25	156 434	AEVULQZ-32-...-P-A-S6	156 454	AEVULQZ-32-...-A-P-A-S6
	40	1 ... 25	156 435	AEVULQZ-40-...-P-A-S6	156 455	AEVULQZ-40-...-A-P-A-S6
	50	1 ... 25	156 436	AEVULQZ-50-...-P-A-S6	156 456	AEVULQZ-50-...-A-P-A-S6
	63	1 ... 25	156 437	AEVULQZ-63-...-P-A-S6	156 457	AEVULQZ-63-...-A-P-A-S6
	80	1 ... 25	156 438	AEVULQZ-80-...-P-A-S6	156 458	AEVULQZ-80-...-A-P-A-S6
	100	1 ... 25	156 439	AEVULQZ-100-...-P-A-S6	156 459	AEVULQZ-100-...-A-P-A-S6

# Compact cylinders ADVU/AEVU

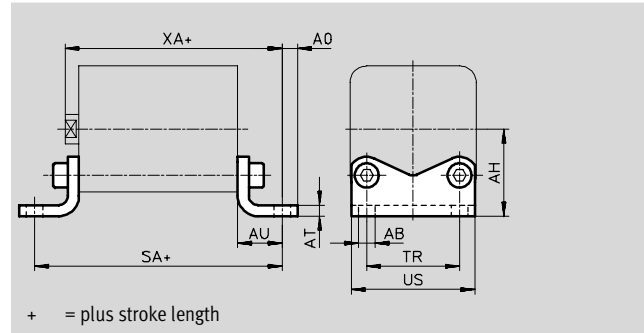
Accessories

FESTO

**Foot mounting HUA**  
for piston Ø 12 ... 100 mm

**Foot mounting HNC**  
for piston Ø 125 mm  
(not illustrated)

Material:  
HUA/HNC: Galvanised steel  
HUA-...-R3: Steel, silver protective  
coating, high corrosion protection  
Free of copper, PTFE and silicone



Dimensions and ordering data											
For Ø	AB Ø	AH	A0	AT	AU	SA		TR	US	XA	
						Basic version	S1			Basic version	S1
12/16	5.5	22	4.75	3	13	64	–	18	27	55.5	–
20	6.6	27	6.25	4	16	70	–	22	34	58.5	–
25	6.6	29	6.25	4	16	71.5	77.5	26	38	61	73
32	6.6	34	8.25	5	18	80.5	–	32	48	68.5	–
40	9	40.5	8.25	5	20	85.5	92.5	42	58	72	89
50	9	47	8.25	6	24	93.5	–	50	66	77	–
63	11	56.5	11.75	6	27	104	112	62	85	84.5	106.5
80	11	68.5	11.75	8	30	116	–	82	105	94	–
100	13.5	81	11.75	8	33	132.5	143.5	103	126	109.5	137.5
125	16.5	90	22	8	45	171	–	90	131	144	–

For Ø	Weight [g]	Basic version			High corrosion protection		
		CRC <sup>1)</sup>	Part No.	Type	CRC <sup>1)</sup>	Part No.	Type
12/16	39	2	157 309	HUA-12/16	3	176 873	HUA-12/16-R3
20	78	2	157 310	HUA-20	3	176 874	HUA-20-R3
25	90	2	157 311	HUA-25	3	176 875	HUA-25-R3
32	155	2	157 312	HUA-32	3	176 876	HUA-32-R3
40	201	2	157 313	HUA-40	3	176 877	HUA-40-R3
50	314	2	157 314	HUA-50	3	176 878	HUA-50-R3
63	550	2	157 315	HUA-63	3	176 879	HUA-63-R3
80	825	2	157 316	HUA-80	3	176 880	HUA-80-R3
100	1050	2	157 317	HUA-100	3	176 881	HUA-100-R3
125	1845		174 375	HNC-125	4	176 943	CRHNC-125

- 1) Corrosion resistance class 2 according to Festo standard 940 070  
Components requiring moderate corrosion resistance. Externally visible parts with primarily decorative surface requirements which are in direct contact with a surrounding industrial atmosphere or media such as cooling or lubricating agents.  
Corrosion resistance class 3 according to Festo standard 940 070  
Components requiring higher corrosion resistance. External visible parts in direct contact with industrial atmospheres or media such as solvents and cleaning agents, with a predominantly functional requirement for the surface.  
Corrosion resistance class 4 according to Festo standard 940 070  
Components requiring higher corrosion resistance. Parts used with aggressive media, e.g. food or chemical industry. These applications should be supported with special tests with the media if required.

Core Range

# Compact cylinders ADVU/AEVU

Accessories

FESTO

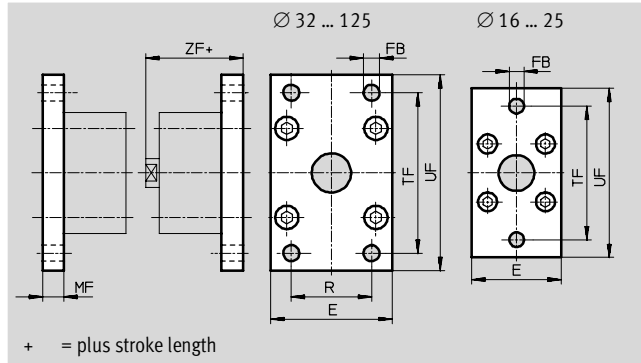
**Flange mounting FUA**  
for piston  $\varnothing$  12 ... 100 mm

**Flange mounting FNC**  
for piston  $\varnothing$  125 mm  
(not illustrated)

Material:

FUA: Clear anodised aluminium

FNC: Galvanised steel



Dimensions and ordering data												
For $\varnothing$	E	FB $\varnothing$	MF	R	TF	UF	ZF		CRC <sup>2)</sup>	Weight [g]	Part No.	Type
							Basic version	S1				
12/16	29	5.5	10	–	43	55	52.5	–	2	48	157 299	FUA-12/16
20	36	6.6	10	–	55	70	52.5	–	2	72	157 300	FUA-20
25	40	6.6	10	–	60	76	55	67	2	87	157 301	FUA-25
32	50	7	10	32	65	80	60.5	–	2	117	157 302	FUA-32
40	60	9	10	36	82	102	62	79	2	180	157 303	FUA-40
50	68	9	12	45	90	110	65	–	2	266	157 304	FUA-50
63	87	9	15	50	110	130	72.5	91.5	2	550	157 305	FUA-63
80	107	12	15	63	135	160	76	–	2	745	157 306	FUA-80
100	128	14	15	75	163	190	91.5	119.5	2	1035	157 307	FUA-100
125	132	16	20	90	180	210	119	–	2	3750	174 382	FNC-125 <sup>1)</sup>

1) Free of copper, PTFE and silicone

2) Corrosion resistance class 2 according to Festo standard 940 070

Components requiring moderate corrosion resistance. Externally visible parts with primarily decorative surface requirements which are in direct contact with a surrounding industrial atmosphere or media such as cooling or lubricating agents.

Core Range



# Compact cylinders ADVU/AEUV

Accessories

FESTO

## Swivel flange SUA for piston Ø 12 ... 25 mm

Material:

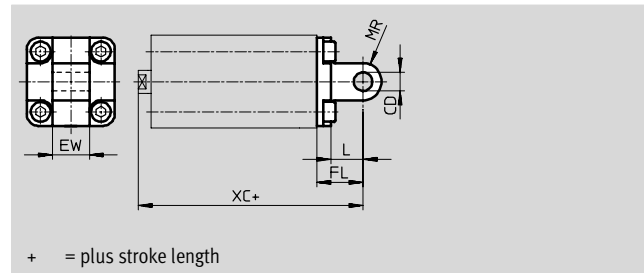
SUA: Anodised aluminium

SUA- ... -R3: Aluminium, silver protective coating, high corrosion protection

Free of copper, PTFE and silicone



Ø 12 ... 25 mm



+ = plus stroke length

## for piston Ø 32 ... 100 mm

Material:

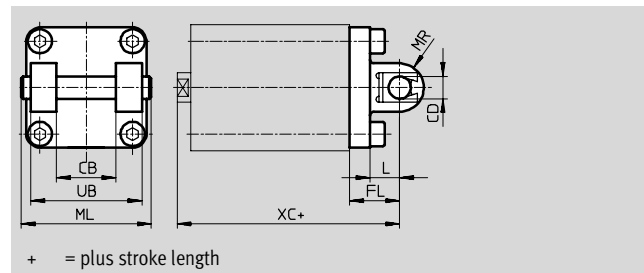
SUA: Anodised aluminium

SUA- ... -R3: Aluminium, silver protective coating, high corrosion protection

Free of copper, PTFE and silicone




Ø 32 ... 100 mm



+ = plus stroke length

Dimensions and ordering data										
For Ø	CB	CD Ø	EW	FL	L	ML	MR	UB	XC	
									Basic version	S1
12/16	–	6	12	16	10	–	6	–	58.5	–
20	–	8	16	20	14	–	8	–	62.5	–
25	–	8	16	20	14	–	8	–	65	77
32	26	10	–	22	13	54	10	45	72.5	–
40	28	12	–	25	16	62	12	52	77	94
50	32	12	–	27	16	70	12	60	80	–
63	40	16	–	32	21	82	16	70	89.5	111.5
80	50	16	–	36	23	102	16	90	100	–
100	60	20	–	41	26	126	20	110	117.5	145.5

For Ø	Weight [g]	Basic version		High corrosion protection	
		Part No.	Type	Part No.	Type
12/16	43	157 319	SUA-12/16	176 883	SUA-12/16-R3
20	78	157 320	SUA-20	176 884	SUA-20-R3
25	86	157 321	SUA-25	176 885	SUA-25-R3
32	208	157 322	SUA-32	176 886	SUA-32-R3
40	320	157 323	SUA-40	176 887	SUA-40-R3
50	437	157 324	SUA-50	176 888	SUA-50-R3
63	760	157 325	SUA-63	176 889	SUA-63-R3
80	1190	157 326	SUA-80	176 890	SUA-80-R3
100	1900	157 327	SUA-100	176 891	SUA-100-R3

 **Note**  
The maximum stroke length may not be exceeded when combining cylinders and swivel flanges.

For Ø	Max. stroke length [mm]
12	50
16	50
20	50
25	50
32	100

For Ø	Max. stroke length [mm]
40	100
50	100
63	100
80	150
100	150

 Core Range

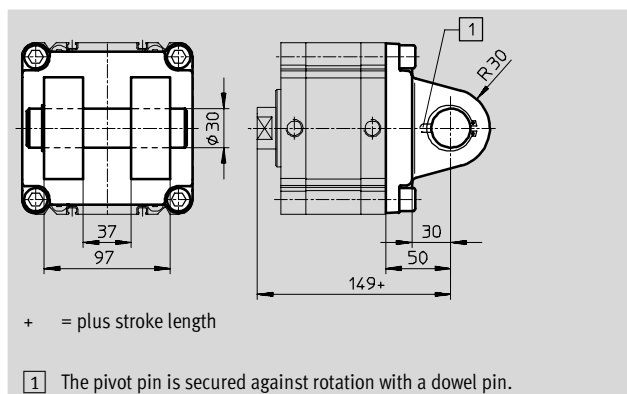
## Compact cylinders ADVU/AEVU

Accessories

**FESTO**

### Swivel flange SNC-125 for piston $\varnothing$ 125 mm

Material:  
Wrought aluminium alloy

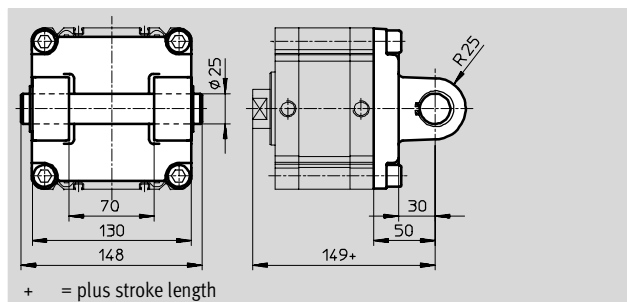


Ordering data					
For $\varnothing$	CRC <sup>1)</sup>	Weight [g]	Basic version		
			Part No.	Type	
125	2	1785	174 389	SNC-125	

- 1) Corrosion resistance class 2 according to Festo standard 940 070  
Components requiring moderate corrosion resistance. Externally visible parts with primarily decorative surface requirements which are in direct contact with a surrounding industrial atmosphere or media such as cooling or lubricating agents.

### Swivel flange SNCB-125 for piston $\varnothing$ 125 mm

Material:  
SNCB-125: Wrought aluminium alloy  
SNCB-125-R3: Wrought aluminium alloy, silver protective coating, high corrosion protection  
Free of copper, PTFE and silicone



Ordering data						
For $\varnothing$	Weight	Basic version			R3 – High corrosion protection	
[mm]	[g]	Part No.	Type		CRC <sup>1)</sup>	Part No. Type
125	1785	174 396	SNCB-125		3	176 950 SNCB-125-R3

- 1) Corrosion resistance class 3 according to Festo standard 940 070  
Components requiring higher corrosion resistance. External visible parts in direct contact with industrial atmospheres or media such as solvents and cleaning agents, with a predominantly functional requirement for the surface.

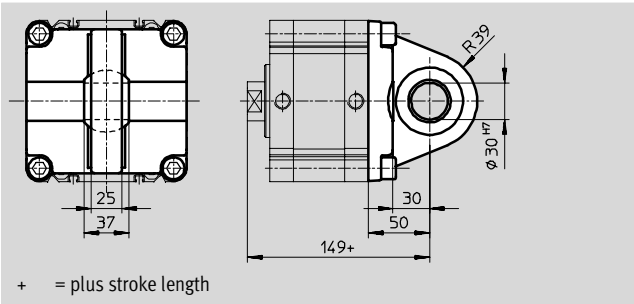

# Compact cylinders ADVU/AEUV

Accessories



## Swivel flange SNCS-125 for piston $\varnothing$ 125 mm

Material:  
Wrought aluminium alloy

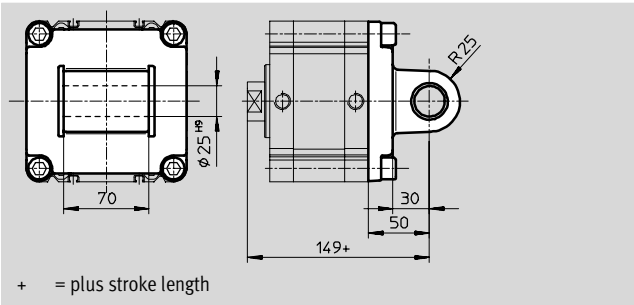



+ = plus stroke length

Ordering data			
For $\varnothing$	Weight [g]	Basic version	
		Part No.	Type
125	1410	174 403	SNCS-125

## Swivel flange SNCL-125 for piston $\varnothing$ 125 mm

Material:  
Wrought aluminium alloy



+ = plus stroke length

Ordering data			
For $\varnothing$	Weight [g]	Basic version	
		Part No.	Type
125	1245	174 410	SNCL-125

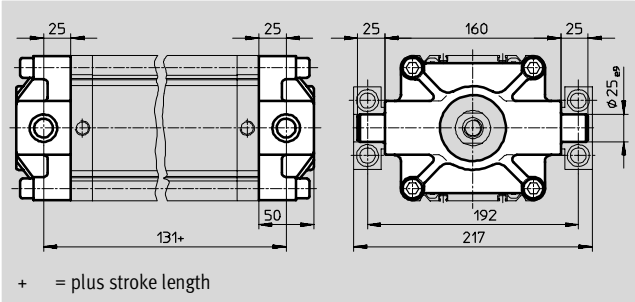
# Compact cylinders ADVU/AEVU

Accessories

FESTO

## Trunnion flange ZNCF-125 for piston Ø 125 mm


Material:  
High-alloy stainless steel  
Free of copper, PTFE and silicone

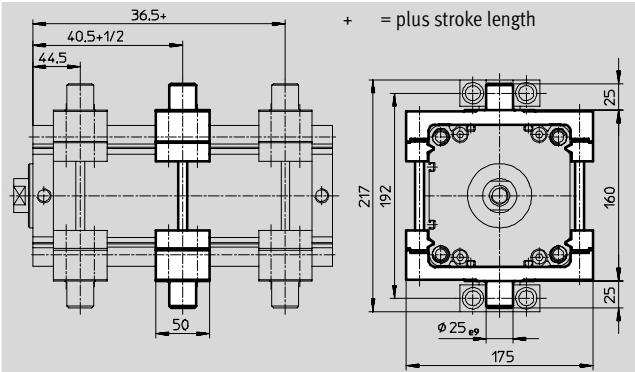


Ordering data			
For Ø	Weight [g]	Basic version	
		Part No.	Type
125	3490	174 417	ZNCF-125

## Trunnion mounting kit ZNCM-125 for piston Ø 125 mm

Material:  
Tempered steel

-  - Note  
The trunnion mounting kit can be attached to the cylinder profile barrel at any position.



Ordering data				
For Ø	CRC <sup>1)</sup>	Weight	Basic version	
		[g]	Part No.	Type
125	2	2940	163 531	ZNCM-125

1) Corrosion resistance class 2 according to Festo standard 940 070  
Components requiring moderate corrosion resistance. Externally visible parts with primarily decorative surface requirements which are in direct contact with a surrounding industrial atmosphere or media such as cooling or lubricating agents.

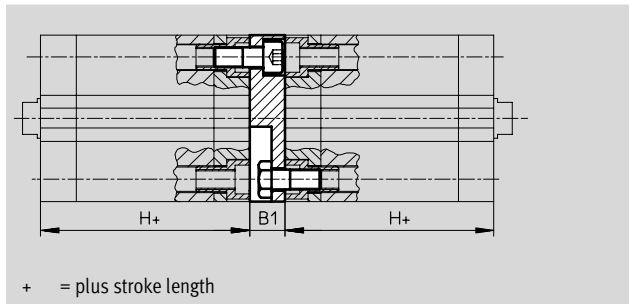
# Compact cylinders ADVU/AEVU

Accessories

FESTO

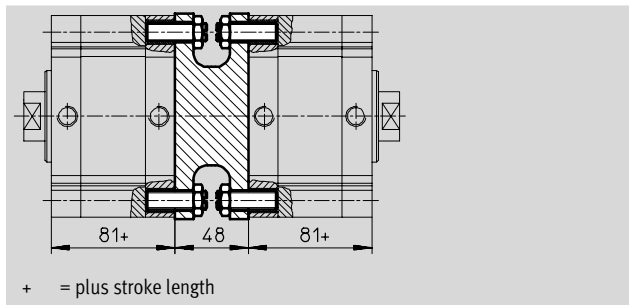

## Adapter kit DPVU for piston $\varnothing$ 12 ... 100 mm

Material:  
Aluminium  
Free of copper, PTFE and silicone




## Adapter kit DPNC for piston $\varnothing$ 125 mm

Material:  
Flange: Wrought aluminium alloy  
Threaded pins, hex nuts: Galvanised steel



Cylinders with piston rods  
Compact cylinders

2.1

 **Note**  
The maximum overall stroke length may not be exceeded when combining cylinders and adapter kits.

Dimensions and ordering data						
For $\varnothing$	B1	H	Max. overall stroke length [mm]	CRC <sup>1)</sup>	Weight [g]	Part No. Type
12/16	12.5	38	400	2	22	<b>161 194 DPVU-12/16</b>
20	12.5	38	400	2	36	<b>161 195 DPVU-20</b>
25	13	39.5	400	2	44	<b>161 196 DPVU-25</b>
32	14.5	44.5	600	2	90	<b>161 197 DPVU-32</b>
40	14.5	45.5	600	2	137	<b>161 198 DPVU-40</b>
50	14.5	45.5	600	2	177	<b>161 199 DPVU-50</b>
63	14.5	50	600	2	308	<b>161 200 DPVU-63</b>
80	16.5	56	800	2	495	<b>161 201 DPVU-80</b>
100	19.5	66.5	800	2	859	<b>161 202 DPVU-100</b>
125	48	81	1000		1600	<b>174 424 DPNC-125</b>

1) Corrosion resistance class 2 according to Festo standard 940 070  
Components requiring moderate corrosion resistance. Externally visible parts with primarily decorative surface requirements which are in direct contact with a surrounding industrial atmosphere or media such as cooling or lubricating agents.

## Connecting two cylinders with identical piston $\varnothing$ as a 3 or 4-position cylinder

A 3 or 4-position cylinder consists of two separate cylinders whose piston rods advance in opposing directions.

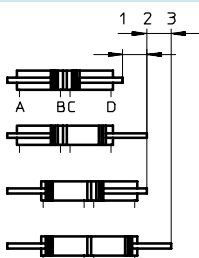
Depending upon actuation and stroke pattern, this type of cylinder can assume up to four positions. In each

case the cylinder is driven precisely against a stop. If one end of the piston rod is fixed, the cylinder barrel

executes the movement. The cylinder must be connected with flexible line connections.

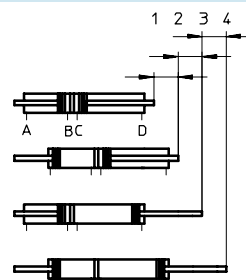
### Implementing 3 positions

Two cylinders with identical stroke length must be connected to this end.



### Implementing 4 positions

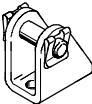
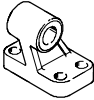
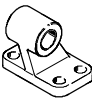
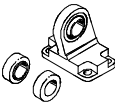
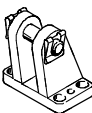
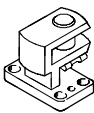
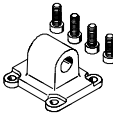


Two cylinders with different stroke lengths must be connected to this end.

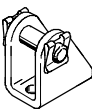
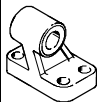




# Compact cylinders ADVU/AEVU

Accessories

**FESTO**

Ordering data – Mounting attachments				Technical data → 1 / 10.1-2			
Designation	For Ø	Part No.	Type	Designation	For Ø	Part No.	Type
Clevis foot LBN				Clevis foot LNG			
	12	6 058	LBN-12/16		32	33 890	LNG-32
	16	6 058	LBN-12/16		40	33 891	LNG-40
	20	6 059	LBN-20/25		50	33 892	LNG-50
	25	6 059	LBN-20/25		63	33 893	LNG-63
					80	33 894	LNG-80
			100		33 895	LNG-100	
Clevis foot LN				Clevis foot LSN			
	32	5 147	LN-32		32	5 561	LSN-32
	40	5 148	LN-40		40	5 562	LSN-40
	50	5 149	LN-50		50	5 563	LSN-50
	63	5 150	LN-63		63	5 564	LSN-63
	80	5 151	LN-80		80	5 565	LSN-80
	100	5 152	LN-100		100	5 566	LSN-100
	125	9 036	LN-125		125	6 987	LSN-125
Clevis foot LBG				Clevis foot, lateral LQG			
	20, 25, 32, 40	31 761	LBG-32		20, 25, 32, 40	31 768	LQG-32
	50, 63	31 762	LBG-40		50, 63	31 769	LQG-40
	80	31 763	LBG-50		80	31 770	LQG-50
		31 764	LBG-63			31 771	LQG-63
	100	31 765	LBG-80		100	31 772	LQG-80
		31 766	LBG-100			31 773	LQG-100
125	31 767	LBG-125	125	31 774	LQG-125		
Swivel flange SNCL				Clevis foot LSNSG			
	32	174 404	SNCL-32		125	31 753	LSNSG-125
	40	174 405	SNCL-40				
	50	174 406	SNCL-50				
	63	174 407	SNCL-63				
	80	174 408	SNCL-80				
	100	174 409	SNCL-100				
	125	174 410	SNCL-125				
				Trunnion support LNZG			
					125	32 962	LNZG-100/125





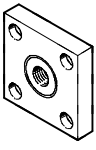
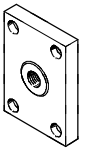

Ordering data – Corrosion and acid resistant mounting attachments				Technical data → 1 / 10.1-2			
Designation	For Ø	Part No.	Type	Designation	For Ø	Part No.	Type
Clevis foot CRLBN				Clevis foot CRLNG			
	12	161 862	CRLBN-12/16		32	161 840	CRLNG-32
	16	161 862	CRLBN-12/16		40	161 841	CRLNG-40
	20	161 863	CRLBN-20/25		50	161 842	CRLNG-50
	25	161 863	CRLBN-20/25		63	161 843	CRLNG-63
					80	161 844	CRLNG-80
			100		161 845	CRLNG-100	
Trunnion support CRLNZG							
	125	161 877	CRLNZG-100/125				

 Core Range

# Compact cylinders ADVU/AEUV

Accessories

FESTO



Ordering data – Piston rod attachments				Technical data → 1 / 10.3-2			
Designation	For Ø	Part No.	Type	Designation	For Ø	Part No.	Type
<b>Rod eye SGS</b>				<b>Rod clevis SGA</b>			
	12	9 254	SGS-M6		12	–	–
	16	9 255	SGS-M8		16	–	–
	20	9 261	SGS-M10x1,25		20	32 954	SGA-M10x1,25
	25				25		
	32				32		
	40				40		
	50	9 262	SGS-M12x1,25		50	10 767	SGA-M12x1,25
	63				63		
	80	9 263	SGS-M16x1,5		80	10 768	SGA-M16x1,5
	100	9 264	SGS-M20x1,5		100	10 769	SGA-M20x1,5
	125	10 774	SGS-M27x2		125	10 770	SGA-M27x2
<b>Rod clevis SG</b>				<b>Self-aligning rod coupler FK</b>			
	12	3 110	SG-M6		12	2 061	FK-M6
	16	3 111	SG-M8		16	2 062	FK-M8
	20	6 144	SG-M10x1,25		20	6 140	FK-M10x1,25
	25				25		
	32				32		
	40				40		
	50	6 145	SG-M12x1,25		50	6 141	FK-M12x1,25
	63				63		
	80	6 146	SG-M16x1,5		80	6 142	FK-M16x1,5
	100	6 147	SG-M20x1,5		100	6 143	FK-M20x1,5
	125	14 987	SG-M27x2-B		125	10 485	FK-M27x2
<b>Coupling piece KSG</b>				<b>Coupling piece KSZ</b>			
	12	–	–		12	36 123	KSZ-M6
	16				16	36 124	KSZ-M8
	20	32 963	KSG-M10x1,25		20	36 125	KSZ-M10x1,25
	25				25		
	32				32		
	40				40		
	50	32 964	KSG-M12x1,25		50	36 126	KSZ-M12x1,25
	63				63		
	80	32 965	KSG-M16x1,5		80	36 127	KSZ-M16x1,5
	100	32 966	KSG-M20x1,5		100	36 128	KSZ-M20x1,5
	125	32 967	KSG-M27x2		125	–	–
<b>Adapter AD</b>							
	12	157 328	AD-M6-M5				
		157 329	AD-M6-1/8				
		157 330	AD-M6-1/4				
	16	157 331	AD-M8-1/8				
		157 332	AD-M8-1/4				
	20	157 333	AD-M10x1,25-1/8				
	25	157 334	AD-M10x1,25-1/4				
	32						
	40						
	50	160 256	AD-M12x1,25-1/4				
	63	160 257	AD-M12x1,25-3/8				



 Core Range

# Compact cylinders ADVU/AEUV

Accessories

FESTO

Ordering data – Corrosion and acid resistant piston rod attachments				Technical data → 1 / 10.3-2			
Designation	For Ø	Part No.	Type	Designation	For Ø	Part No.	Type
Rod eye CRS GS				Rod clevis CRS G			
	12	195 580	CRSGS-M6		12	13 567	CRSG-M6
	16	195 581	CRSGS-M8		16	13 568	CRSG-M8
	20	195 582	CRSGS-M10x1,25		20	13 569	CRSG-M10x1,25
	25				25		
	32				32		
	40				40		
	50	195 583	CRSGS-M12x1,25		50	13 570	CRSG-M12x1,25
	63				63		
	80	195 584	CRSGS-M16x1,5		80	13 571	CRSG-M16x1,5
	100	195 585	CRSGS-M20x1,5		100	13 572	CRSG-M20x1,5
	125	195 586	CRSGS-M27x2		125	185 361	CRSG-M27x2




Ordering data – One-way flow control valves				Technical data → Volume 2	
	Connection		Material	Part No.	Type
	Thread	For tubing OD			
For exhaust air					
	M5	3	Metal design	193 137	GRLA-M5-QS-3-D
		4		193 138	GRLA-M5-QS-4-D
		6		193 139	GRLA-M5-QS-6-D
	G1/8	3		193 142	GRLA-1/8-QS-3-D
		4		193 143	GRLA-1/8-QS-4-D
		6		193 144	GRLA-1/8-QS-6-D
		8		193 145	GRLA-1/8-QS-8-D
	G1/4	6		193 146	GRLA-1/4-QS-6-D
		8		193 147	GRLA-1/4-QS-8-D
		10		193 148	GRLA-1/4-QS-10-D
For supply air					
	M5	3	Metal design	193 153	GRLZ-M5-QS-3-D
		4		193 154	GRLZ-M5-QS-4-D
		6		193 155	GRLZ-M5-QS-6-D
	G1/8	3		193 156	GRLZ-1/8-QS-3-D
		4		193 157	GRLZ-1/8-QS-4-D
		6		193 158	GRLZ-1/8-QS-6-D
		8		193 159	GRLZ-1/8-QS-8-D










# Compact cylinders ADVU/AEUV

Accessories

**FESTO**

Ordering data – Proximity sensors for slot type 8, magneto-resistive							Technical data ➔ 1 / 10.2-13	
	Assembly	Switch output	Electrical connection			Cable length [m]	Part No.	Type
			Cable	Plug M8	Plug M12			
NO contact								
	Insertable from above	PNP	3-wire	–	–	2.5	525 898	SMT-8F-PS-24V-K2,5-OE
		NPN					525 909	SMT-8F-NS-24V-K2,5-OE
		–	2-wire	–	–	2.5	525 908	SMT-8F-ZS-24V-K2,5-OE
		PNP	–	3-pin	–	0.3	525 899	SMT-8F-PS-24V-K0,3-M8D
		NPN					525 910	SMT-8F-NS-24V-K0,3-M8D
		PNP	–	–	3-pin	0.3	525 900	SMT-8F-PS-24V-K0,3-M12
	Insertable from end, flush with the cylinder profile	PNP	3-wire	–	–	2.5	175 436	SMT-8-PS-K-LED-24-B
			–	3-pin	–	0.3	175 484	SMT-8-PS-S-LED-24-B
NC contact								
	Insertable from above	PNP	3-wire	–	–	7.5	525 911	SMT-8F-PO-24V-K7,5-OE

Ordering data – Proximity sensors for slot type 8, magnetic reed						Technical data ➔ 1 / 10.2-18	
	Assembly	Electrical connection		Cable length [m]	Part No.	Type	
		Cable	Plug M8				
NO contact							
	Insertable from above	3-wire	–	2.5	525 895	SME-8F-DS-24V-K2,5-OE	
				5.0	525 897	SME-8F-DS-24V-K5,0-OE	
		2-wire	–	2.5	525 907	SME-8F-ZS-24V-K2,5-OE	
				–	3-pin	0.3	525 896
	Insertable from end, flush with the cylinder profile	3-wire	–	2.5	150 855	SME-8-K-LED-24	
		–	3-pin	0.3	150 857	SME-8-S-LED-24	
NC contact							
	Insertable from above	3-wire	–	7.5	525 906	SME-8F-DO-24V-K7,5-OE	

Ordering data – Plug sockets						Technical data ➔ 7 / 1.1-106	
	Assembly	Switch output		Connection	Cable length [m]	Part No.	Type
		PNP	NPN				
Straight socket							
	M8 locknut	■	■	3-pin	2.5	159 420	SIM-M8-3GD-2,5-PU
					5	159 421	SIM-M8-3GD-5-PU
	M12 locknut	■	■	3-pin	2.5	159 428	SIM-M12-3GD-2,5-PU
					5	159 429	SIM-M12-3GD-5-PU
Angled socket							
	M8 locknut	■	■	3-pin	2.5	159 422	SIM-M8-3WD-2,5-PU
					5	159 423	SIM-M8-3WD-5-PU
	M12 locknut	■	■	3-pin	2.5	159 430	SIM-M12-3WD-2,5-PU
					5	159 431	SIM-M12-3WD-5-PU

Ordering data – Slot cover for slot type 8				
	Assembly	Length [m]	Part No.	Type
	Insertable from above	2x 0.5	151 680	ABP-5-S

Core Range

Cylinders with piston rods  
Compact cylinders

2.1

