


UDE Series



- ▶ 공급 압력 Supply Air Pressure : 0.4 ~ 0.6 Mpa
- ▶ 최대 진공 Max. Vacuum : -90 kPa
- ▶ 최대 흡입유량 Max. Flow Rate : 27 ~ 105 Nℓ/m
- ▶ 에어 소모량 Air Consumption : 44 ~ 180 Nℓ/m
- ▶ 소음도 Noise Level : 50 ~ 65 dBA
- ▶ 사용온도 Working Temperature : -0 ~ 60 °C
- ▶ 재질 Material : AL, SUS
- ▶ 중량 Weight : 67 ~ 240g

Order no.

UDE① - ②

① 모델 / Model (전기모터펌프 동일한 용량

CAPACITY EQUIVALENT TO
ELECTRICITY MOTOR PUMP SIZE)

- 10 : 27 Nℓ/m (0.15 KW)
- 15 : 62 Nℓ/m (0.2 KW)
- 20 : 105 Nℓ/m (0.2 KW)

② 에어공급 밸브

AIR SUPPLY CNTROL VALVE

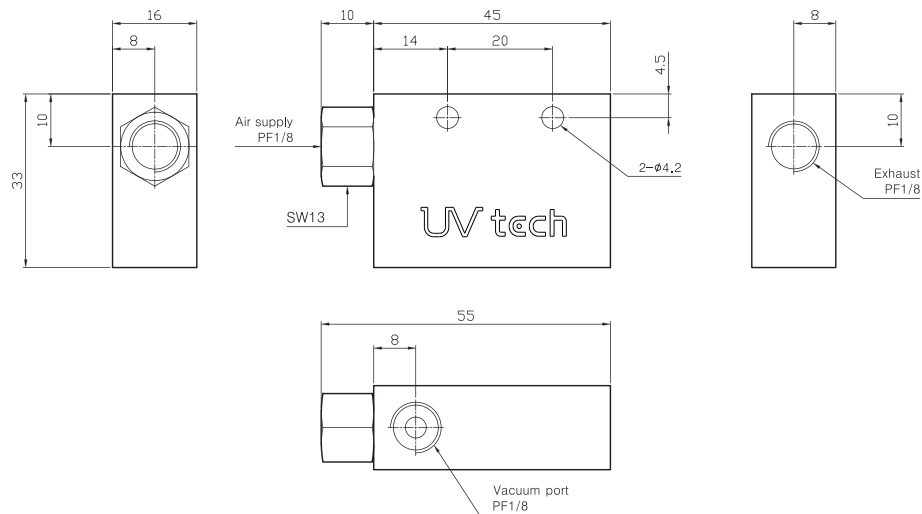
- X : 없음 (NONE)
- M1 : AC 110V
- M2 : AC 220V
- M4 : DC 24V

펌프 사양 / Pump characteristics

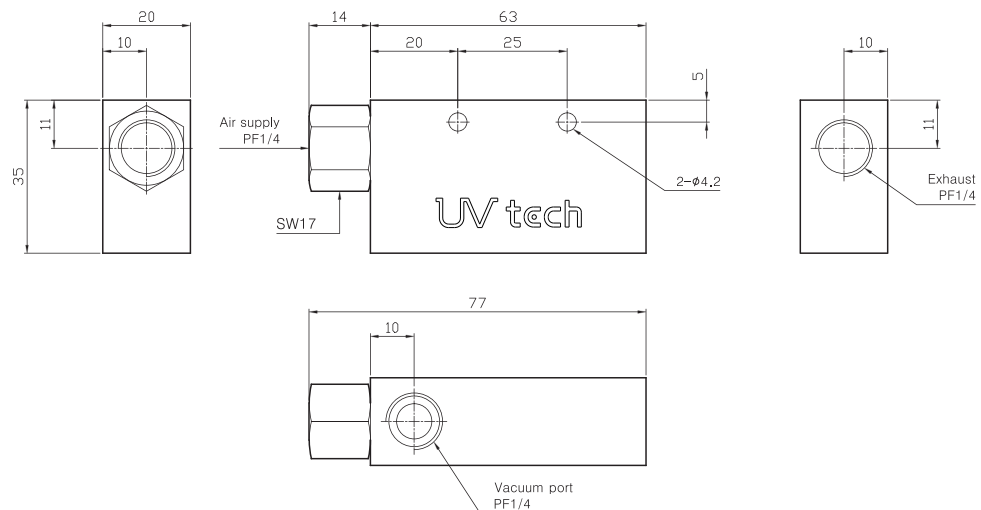
모델 MODEL	최대 진공도 Max. Vacuum - kPa (-mmHg)	최대 흡입유량 Max. Vacuum flow(Nℓ/m)	에어 소모량 Air consumption (N ℓ/m)	소음도 Noise level (dBA)	중량 Weight (g)
UDE 10	-90 (-675)	27	44	50 ~ 60	67
UDE 15		62	100	50 ~ 60	123
UDE 20		105	180	55 ~ 65	240

UDE Series 치수정보

UDE 10 type



UDE 15 type



UDE 20 type

