
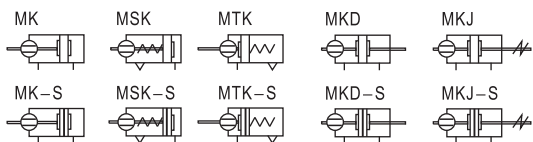


Multi-mount cylinder

MK Series



Symbol



Product feature

1. Manufactured by our enterprise.
2. There are several fixation ways for the cylinder, and also convenient to install and use.
3. Several cylinders can be assembled together to effectively save the installation space.
4. The guide precision of piston rod is high and no additional lubricant is needed.
5. Fixated block is attached to piston rod, which prevents it from rotating.
6. Various cylinders are available for your choice.
7. The seal material with high temperature resistance is adopted to guarantee the normal operation of cylinder at 150°C(Option).

Specification

Bore size(mm)		6	10	16	20	25	32
Acting type	MK, MKD, MKJ	Double acting					
	MSK, MTK	Single acting-Push type, Single acting-Pull type					
Fluid		Air(to be filtered by 40 μ m filter element)					
Operating pressure	Double acting	0.1~1.0MPa(14~145psi)					
	Single acting	0.2~1.0MPa(28~145psi)					
Proof pressure		1.5MPa(215psi)					
Temperature °C		-20~80					
Speed range mm/s		Double acting: 30~500			Single acting: 50~500		
Stroke tolerance		+1.0 0					
Cushion type		Bumper					
Port size ①		M5 × 0.8					1/8"

① PT thread, NPT thread and G thread are available. Add) Refer to P419~442 for detail of sensor switch.

Stroke

Bore size (mm)		Standard stroke (mm)						Max. std stroke	Max. stroke
6	Double acting	5	10	15	20	25	30	35	40
	Single acting	5	10	15	20			20	-
10	Double acting	5	10	15	20	25	30	35	40
	Single acting	5	10	15	20			20	-
16	Double acting	5	10	15	20	25	30	40	50
	Single acting	5	10	15	20			20	-
20	Double acting	5	10	15	20	25	30	40	50
	Single acting	5	10	15	20			20	-
25	Double acting	5	10	15	20	25	30	40	50
	Single acting	5	10	15	20			20	-
32	Double acting	5	10	15	20	25	30	40	50
	Single acting	5	10	15	20			20	-

- Note) 1. Please contact the company for other special strokes.
2. The dimensions of non-std stroke cylinder has the same dimensions as the next longer stroke std. stroke cylinder. e.g. 23mm stroke cylinder has the same dimensions of 25 std. stroke cylinder.

Ordering code

MK 32 × 30 S		
MKD 32 × 30 S		
MKJ 32 × 30-30 S		
Model		Thread type ①
MK: Multi-mount cylinder (Double acting no-rotating type)		Blank: PT
MSK: Multi-mount cylinder (Single acting-push no-rotating type)		T: NPT
MTK: Multi-mount cylinder (Single acting-pull no-rotating type)		G: G
MKD: Multi-mount cylinder (Double rod no-rotating type)		Magnet
MKJ: Multi-mount cylinder (Adjustable stroke no-rotating type)		Blank: Without magnet
		S: With magnet
Bore size		Adjustable stroke
6 10 16 20 25 32		Model Adjustable stroke
		MKJ 10: 10mm
		20: 20mm
		30: 30mm
Stroke		Others No this code
Refer to stroke table for details		

① When the thread is standard, the code is blank.



MD,MK



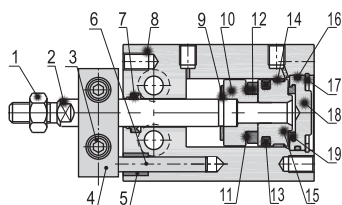
Multi-mount cylinder

AirTAC

MK Series

Inner structure and material of major parts

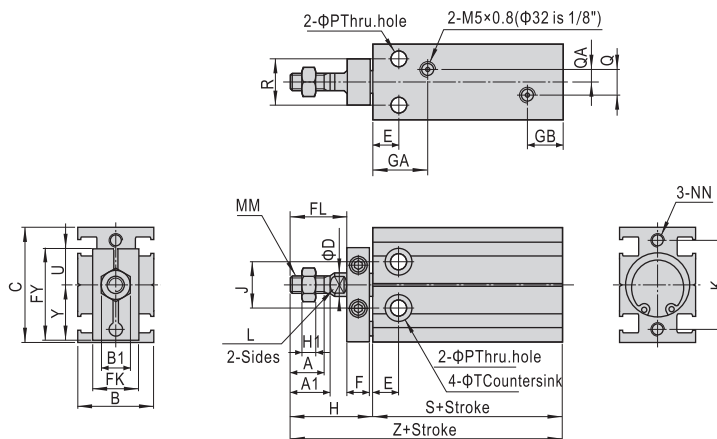
MK-S



NO.	Item	Material
1	Rod nut	Carbon steel
2	Piston rod	Stainless steel
3	Screw	Carbon steel
4	No-rotating plate	Aluminum alloy
5	Bushing	Brass
6	Fixed rod	Stainless steel
7	Rod packing	NBR
8	Body	Aluminum alloy
9	Bumper	TPU
10	Magnet holder	Aluminum alloy
11	Magnet washer	NBR
12	Magnet	Sintered metal(Neodymium-iron-boron)
13	Piston seal	NBR
14	Wear ring	Wear resistant material
15	Piston	Aluminum alloy
16	O-ring	NBR
17	C-clip	Spring steel
18	Back cover	Aluminum alloy
19	Bumper	TPU

Dimensions

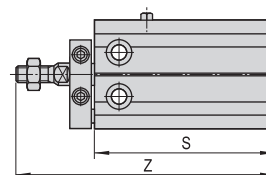
MK



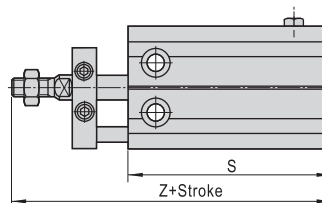
Bore size\Item	A	A1	B	B1	C	D	E	F	FL	FK	FY	GA	GB	H	H1	J	K	L	Y	P	R
6	7	8	16.5	5.5	22	3	7	8	9	11	19	14	10	18	2.4	10	17	-	10.9	3.2	7
10	10	11	16.5	7	24	4	7	8	12	13	20.5	15.5	10	21	2.2	11	18	-	11.9	3.2	9
16	11	12.5	20	8	32	6	7	8	17	13	26.5	14.5	10	26	4	14	25	5	15.9	4.5	12
20	12	14	26	10	40	8	9	8	20	16	32	19	11	29	5	16	30	6	19.8	5.5	16
25	15.5	18	32	12	50	10	10	10	22	19	40	21.5	8.5	33	6	20	38	8	24.8	5.5	20
32	19.5	22	40	17	62	12	11	12	29	24	49	23	12.5	42	6	24	48	10	30.8	6.6	24

Bore size\Item	MM	NN	Q	QA	T	U	Without magnet	With magnet
6	M3 × 0.5	M3 × 0.5Dp:5	—	—	6Dp:5	8.1	33	51
10	M4 × 0.7	M3 × 0.5Dp:5	—	—	6Dp:5.6	8.6	36	57
16	M5 × 0.8	M4 × 0.7Dp:5	3	1.5	7.6Dp:6.5	10.6	30	56
20	M6 × 1.0	M5 × 0.8Dp:7.5	9	4.5	9.3Dp:8	12.2	36	65
25	M8 × 1.25	M5 × 0.8Dp:8	12	6	9.3Dp:9	15.2	40	73
32	M10 × 1.25	M6 × 1.0Dp:9	13	4.5	11Dp:11.5	18.2	42	84

MSK



MTK



Item	S(Without magnet)				S(With magnet)				Z(Without magnet)				Z(With magnet)			
Bore size\Stroke	5St	10St	15St	20St	5St	10St	15St	20St	5St	10St	15St	20St	5St	10St	15St	20St
6	43	48	58	63	43	48	58	63	61	66	76	81	61	66	76	81
10	46	51	61	66	46	51	61	66	67	72	82	87	67	72	82	87
16	45	50	65	70	55	60	75	80	71	76	91	96	81	86	101	106
20	51	56	71	76	61	66	81	86	80	85	100	105	90	95	110	115
25	55	60	75	80	65	70	85	90	88	93	108	113	98	103	118	123
32	57	62	77	82	67	72	87	92	99	104	119	124	109	114	129	134

Remark) The unmarked dimension is the same as MK standard type.

MD,MK

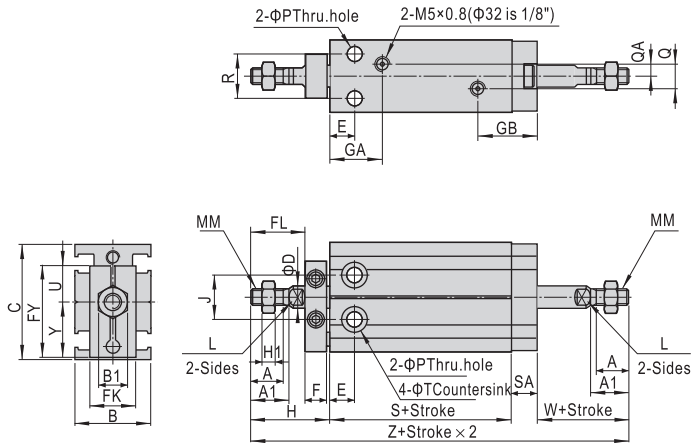


Multi-mount cylinder

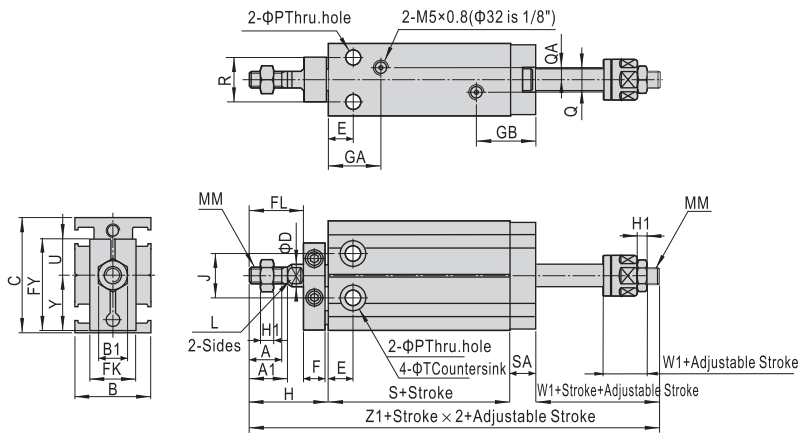
MK Series



MKD



MKJ



Bore size\Item	A	A1	B	B1	C	D	E	F	FL	FK	FY	GA	GB	H	H1	J	L	P	Y
6	7	8	16.5	5.5	22	3	7	8	9	11	19	14	16	18	2.4	10	-	3.2	10.9
10	10	11	16.5	7	24	4	7	8	12	13	20.5	15.5	16	21	2.2	11	-	3.2	11.9
16	11	12.5	20	8	32	6	7	8	17	13	26.5	14.5	17.5	26	4	14	5	4.5	15.9
20	12	14	26	10	40	8	9	8	20	16	32	19	20	29	5	16	6	5.5	19.8
25	15.5	18	32	12	50	10	10	10	22	19	40	21.5	17.5	33	6	20	8	5.5	24.8
32	19.5	22	40	17	62	12	11	12	29	24	49	23	22.5	42	6	24	10	6.6	30.8

Bore size\Item	MM	Q	QA	R	SA	T	U	W	W1	Without magnet			With magnet		
										S	Z	Z1	S	Z	Z1
6	M3 × 0.5	—	—	7	6	6Dp:5	8.1	13	13	38	75	75	38	75	75
10	M4 × 0.7	—	—	9	6	6Dp:5.6	8.6	16	14.7	36	79	77.7	36	79	77.7
16	M5 × 0.8	3	1.5	12	7.5	7.6Dp:6.5	10.6	16	17	30	79.5	80.5	40	89.5	90.5
20	M6 × 1.0	9	4.5	16	9	9.3Dp:8	12.2	19	21	36	93	95	46	103	105
25	M8 × 1.25	12	6	20	9	9.3Dp:9	15.2	23	25	40	105	107	50	115	117
32	M10 × 1.25	13	4.5	24	10	11Dp:11.5	18.2	27	27	42	121	121	52	131	131



MD,MK