

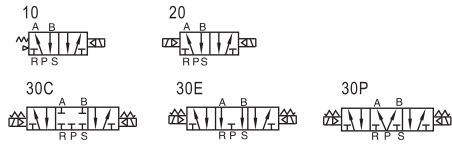
Solenoid valve(5/2 way, 5/3 way)



4V300 Series



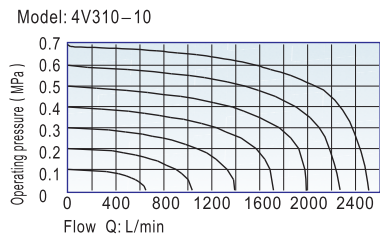
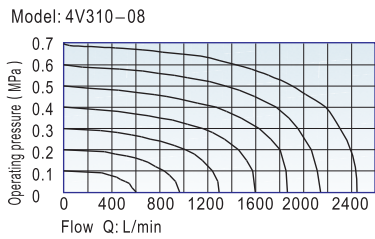
Symbol



Product feature

1. Pilot-oriented mode: optional for internal or external.
2. Structure in sliding column mode: good tightness and sensitive reaction.
3. Three position solenoid valves have three kinds of central function for your choice.
4. Double control solenoid valves have memory function.
5. Internal hole adopts special processing technology which has little attrition friction, low start pressure and long service life.
6. No need to add oil for lubrication.
7. It is available to form integrated valve group with the base to save installation space.
8. Affiliated manual devices are equipped to facilitate installation and debugging.
9. Several standard voltage grades are optional.

Flow chart



Specification

Model	4V310-08 4V320-08	4V330C-08 4V330E-08 4V330P-08	4V310-10 4V320-10	4V330C-10 4V330E-10 4V330P-10
Fluid	Air(to be filtered by 40 μ m filter element)			
Acting	Piloted			
Port size ①	In=Out=Exhaust=1/4"		In=Out=3/8" Exhaust=1/4"	
Orifice size	25.0mm ² (Cv=1.40)	18.0mm ² (Cv=1.00)	30.0mm ² (Cv=1.68)	18.0mm ² (Cv=1.00)
Valve type	5 port 3 position	5 port 2 position	5 port 3 position	5 port 2 position
Operating pressure	0.15~0.8MPa(21~114psi)			
Proof pressure	1.5MPa(215psi)			
Temperature °C	-20~70			
Material of body	Aluminum alloy			
Lubrication ②	Not required			
Max. frequency ③	4 cycle/sec	3 cycle/sec	4 cycle/sec	3 cycle/sec
Weight	4V310-08:310g 4V320-08:400g	450g	4V310-10:310g 4V320-10:400g	450g

- ① PT thread, NPT thread and G thread are available.
② Once lubricated air is used, continue with same medium to optimise valve life span. Lubricants like ISO VG32 or equivalent are recommended.
③ The maximum actuation frequency is in the no-load state.

Coil specification

Item	Specitification
Standard voltage	AC220V, AC110V, AC24V, DC24V, DC12V
Scope of voltage	AC: ± 15% DC: ± 10%
Power consumption	AC:3.5VA DC:3.0W
Protection	IP65(DIN40050)
Temperature classification	B Class
Electrical entry	Terminal, Grommet
Activating time	0.05 sec and below

Ordering code

4V 3 10 10 A □ □	
Model	Thread type
4V: Solenoid valve(5/2, 5/3 way)	Blank: PT
Code	T: NPT
3: 300 Series	G: G
Valve type	Electrical entry
10: Single solenoid 5/2 way	Blank: Terminal
20: Double solenoid 5/2 way	I: Grommet
30C: Double solenoid 5/3 way closed center	Voltage
30E: Double solenoid 5/3 way exhaust center	A: AC220V
30P: Double solenoid 5/3 way pressure center	B: DC24V
Port size	C: AC110V
08: 1/4"	E: AC24V
10: 3/8"	F: DC12V

Please refer to 37 for manifold specification and the order way.



Solenoid valve(5/2 way,5/3 way)



4V300 Series

Inner structure

4V310

4V320

4V330C

No.	Item	No.	Item	No.	Item
1	Connector	9	Wear ring	17	Override spring
2	Coil net	10	Bottom cover	18	Manual override
3	Coil	11	Fixed screw	19	Spring holder
4	Armature	12	Spool spring	20	Return spring
5	Fixed plate	13	Bottom cover gasket	21	Side cover
6	Piston	14	Spool O-ring	22	Spring holder
7	Pilot kit	15	Spool		
8	Body	16	Piston O-ring		

Dimensions

4V310(Terminal)

4V310(Grommet)

Model\Item	A	B	C	D	E
4V310-08	1/4"	1/4"	22	29	0
4V310-10	1/4"	3/8"	24	28	4

4V320(Terminal)

4V320(Grommet)

Model\Item	A	B	C	D	E
4V320-08	1/4"	1/4"	22	83.9	0
4V320-10	1/4"	3/8"	24	82.9	4

4V330(Terminal)

4V330(Grommet)

Model\Item	A	B	C	D	E
4V330-08	1/4"	1/4"	22	83.9	0
4V330-10	1/4"	3/8"	24	82.9	4



4V300

