

# Preparation unit—Filter

## GF Series

### Specification

Model	GF200-06	GF200-08	GF300-08	GF300-10	GF300-15	GF400-10	GF400-15	GF600-20	GF600-25
Fluid	Air								
Port size	1/8"	1/4"	1/4"	3/8"	1/2"	3/8"	1/2"	3/4"	1"
Filtering grade	40 μm or 5 μm								
Pressure range	Semi-auto and automatic drain: 0.15~0.9MPa(20~130Psi); Manual drain: 0.05~0.9MPa(7~130Psi)								
Proof pressure	1.5 MPa(215Psi)								
Temperature range	-20~70℃								
Capacity of drain bowl	10CC		40CC		80CC		230CC		
Weight	135g		360g		680g		1440g		

### Ordering code

GF200		—	08	—	M	—	□	—	W	—	P
Model		Port size		Accessories		Filtering grade		Thread			
GF200: G200 Series Filter		06: 1/8"		Blank; Bracket		Blank; 40 μm		P: PT			
GF300: G300 Series Filter		08: 1/4"		J: No bracket ②		W: 5 μm		T: NPT			
		10: 3/8"						G: G			
		15: 1/2"									
GF400: G400 Series Filter		10: 3/8"		Drain type							
		15: 1/2"		Blank: Semi-auto drain							
				M: Manual drain							
GF600: G600 Series Filter		20: 3/4"		A: Automatic drain ①							
		25: 1"									

- ① The function of automatic drain is not available for GF200 series;  
② The type without bracket is the standard configuration.

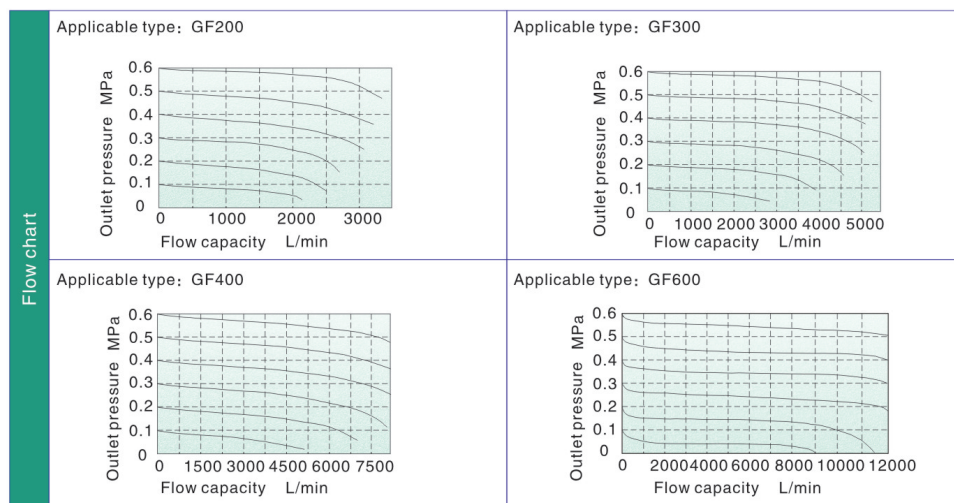
### Symbol



### Product feature

- 1、Unique diversion structure makes air flowing through properly rotate, which can more effectively separate the liquid from gas and reliably filter the solid grain;
- 2、It has low pressure loss, high efficiency in separating water and large drain bowl capacity;
- 3、Filtering grade includes 5 μm and 40 μm (optional);
- 4、Three drain types are available: manual drain, semi-auto drain and automatic drain.
- 5、The bracket can be selected for installation.

### Flow chart



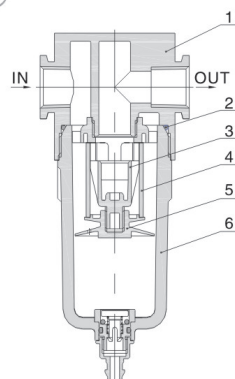
# Preparation unit—Filter

## GF Series

### Inner structure and material of major parts

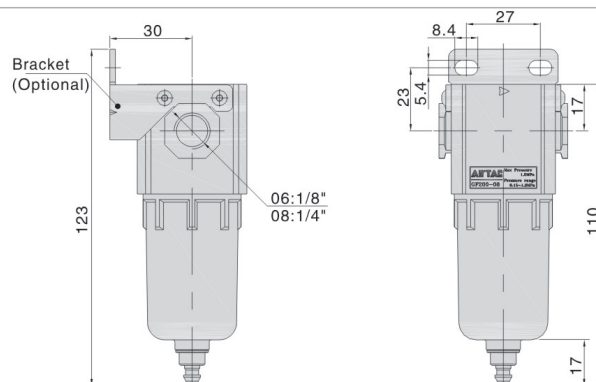
### Dimensions

#### GF200



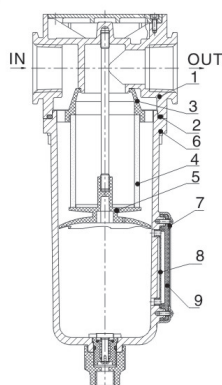
Semi-Auto drain

#### GF200



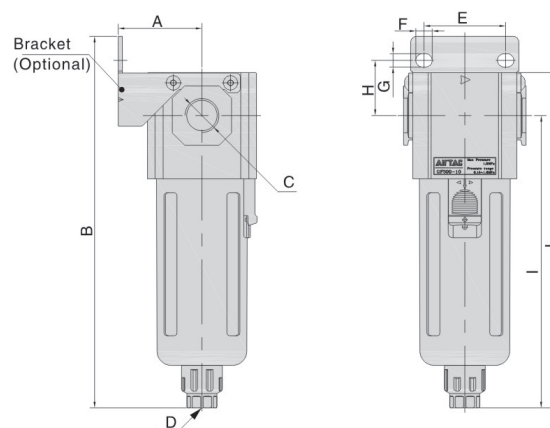
GF

#### GF600



Semi-Auto drain

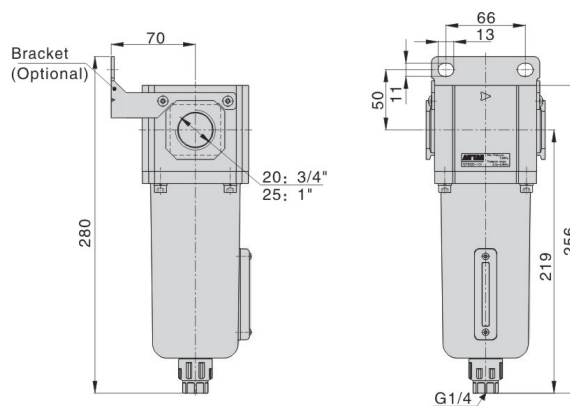
#### GF300 GF400



Model\Item	A	B	C	D	E	F	G	H	I	J
GF300-08	41	182	1/4"	G1/8	40	8	6.5	27	143	164
GF300-10	41	182	3/8"	G1/8	40	8	6.5	27	143	164
GF300-15	41	182	1/2"	G1/8	40	8	6.5	27	143	164
GF400-10	50	208	3/8"	G1/4	55	11	8.6	33.5	166.5	191.5
GF400-15	50	208	1/2"	G1/4	55	11	8.6	33.5	166.5	191.5

NO.	Item	Material
1	Body	Aluminum alloy
2	O-ring	NBR
3	Air guider	POM high viscosity
4	Filter core	Agglomerated by bronze grain(40um) Agglomerated by brass grain(GF600) Makrolon fiber(5um)
5	Umbrella baffle	POM high viscosity
6	Drain bowl	Aluminum alloy (GF600)\ PC(Other)
7	Liquid meter cover	SPCC
8	Liquid meter seal	VITON
9	Liquid meter inside cover	PC

#### GF600



### Selection of drain mode

The drain modes of different series are different. Please refer to P II-07 for details.